

IoT Based Solar Powered Smart Waste Management System with Real Time Monitoring-An Advancement for Smart City Planning

Mahmudul Alam

Received: 13 December 2019 Accepted: 3 January 2020 Published: 15 January 2020

Abstract

In this paper, we proposed an IoT based solar-powered smart waste management system which is suitable for any kind city or town in both developed and developing countries that can ensure proper collection, transportation, and disposal of household and industrial waste with real-time remote monitoring. To maintain the green and clean environment around us, precise collection and disposal of garbage in a regular fashion are necessary. The primary goal of this research work is to provide a complete smart solution for waste collection and disposal hence ensuring a comfortable environment. The proposed system enables real-time remote monitoring of solar-powered several smart bins located in different points in the city which are connected to the control station through long-range (LoRa) communication device and also supervises the waste collector activities like collection and disposal time using Automated Vehicles Locating System (AVLS).

Index terms— IoT, smart bin, smart city planning, WSN, E32- TTL-100 LoRa module, AVLS, arduino mega, US sensor, PIR sensor, GSM module, solar power

1 Introduction

aste management is one of the core concerns of the modern age in each developed and developing countries. As nations around the world are improving, their responsibilities and accountability for a healthier and sustainable environment are also increasing. There are numerous categories and each with different classifications of waste materials, like clinical to nuclear, biodegradable to non-bio-degradable, and general household to industrial toxic waste [1][2][3]. While developed countries are inventing and implementing smart solutions for waste management and bringing about enormous positive impacts in real life, several developed countries can manage and treat these waste materials of different categories. However, developing countries are still struggling with the collections and proper disposal of usual household and industrial waste materials. Disorganized management and dumping of garbage at any place are one of the serious causes for ruining the environment in the major cities of these developing countries [4][5][6]. In developing countries like Bangladesh, rapid urbanization and industrialization transition happened at different municipal cities like Dhaka. Due to rapid development in the urban areas in the developing countries, the characteristics of the solid wastes have changed, and the generation of municipal solid waste (MSW) over the last ten years has increased immensely. There are many public places in the cities and towns where garbage bins or dustbins are placed but are overflowing which causes unhygienic conditions and ugliness in the nearby surrounding. It also creates air pollution and at the same time a strong unpleasant smell is also spread around the region. As a result, people may be affected by some serious diseases, and it also degrades the valuation of that area. Implementing existing solutions for waste management systems in developing countries is a prime challenge due to many different factors like socio-economic environment, and unplanned infrastructural issues [7][8][9]. Waste is carried and thrown improperly, leading to an unhealthy and inhabitable environment that costs the government an insane amount of money with not at all positive impact. Therefore, trash need to be packed, dumped, collected, transported, manipulated, and recycled properly in such ways that waste materials become a precious wealth of a country. To achieve this goal, we proposed a novel framework for waste management. The mentioned IoT based solar-powered waste management system can be an

45 efficient, cost-effective and smart solution for proper waste collection, real-time remote monitoring, and disposal
46 that could ensure a clean, healthy, and green environment in our surroundings.

47 **2 Related Works**

48 Many researchers of academic institutions and industries have been working on different applications for smart
49 cities equipped with IoT facilities. They proposed several solutions for proper waste management in the urban
50 areas considering the advantages of IoT technologies in the literature; few related works are described briefly in
51 this paper. In [10], authors used platform software for smart cities to improve waste management, but they only
52 concentrated on the collection of data. However, some approaches have developed waste management strategies
53 based on the optimization to realize an efficient system in this paper. The authors introduced an IoT based waste
54 control and management system using LoRa WAN technology and route optimization technique suitable for rural
55 areas in [11]. But the system did not provide clarity about communication and optimization for all garbage bins.
56 In [12], the authors worked on optimal path planning for an automated waste collection system. However, this
57 paper is based on IoT cloud solution combining device connection, data processing, and control, rather than the
58 design and optimization of waste collection. Authors presented a simple system to save power consumption in [13]
59 that identifies the fullness of trash bins, which collected data and delivered it through a wireless mesh network
60 and maximize operational time. But the idea still has some ambiguous problems in the system. In [14], some
61 optimization algorithms-the nearest neighbor search, colony optimization, genetic algorithm, and particle swarm
62 optimization methods have been proposed for IoT-based waste management. The authors proposed a garbage
63 management system that has an autonomous line-following vehicle with a robotic hand for garbage collection, but
64 they did not apply any algorithms to optimize the waste collection [15][16]. In [17], the authors provide a smart
65 waste bin suitable for apartment and flat type residential house that has trash chute. This system uses a US
66 sensor to measure the waste level and Arduino Mega as a microcontroller, which sends a notification through SMS
67 to collector whenever the waste bin is almost full. The authors have designed an IoT based waste management
68 system using an 8051 microcontroller in [18], which can detect waste level in the dustbin and avoid the overflow
69 of it. The transmitter section including the microcontroller, RF transmitter, and sensors is attached to the trash
70 bin. On the other hand, RF receiver, Intel Galileo, and Web Browser are used in the receiver section. Another
71 work in [19], the dustbin interfaced with a microcontroller based system having IR sensors and connected with
72 the central system through Wi-Fi that shows the current status of garbage on the web page of mobile. In [20], the
73 network of sensors enabled smart bins connected through the cellular network generates a large amount of data,
74 which is further analyzed and visualized to obtain the real-time data of waste around the city. Authors have
75 developed Smart Waste Management System (SWMS) that manipulates geospatial technology and intelligence
76 sensors like US sensor via IoT technology for reliable Smart City and M2M solutions in [21]. The proposed system
77 may reduce the workload of the waste collectors by recording the collection process. Scattered waste around the
78 dustbin is monitored using IR sensors, and the low-cost camera is used to maintain the cleanliness and hygiene
79 of the city in [22]. In this paper, we have tried to find ways to minimize the total cost of waste collection and
80 transport, save labor, and reduce the dependency on usual vehicles while maximizing the quality of service as
81 well as improving the general quality of life.

82 **3 III.**

83 **4 Problem Statement**

84 There are several limitations in a large number of developed and developing countries found in the existing
85 technologies and techniques used for waste management. The proposed system framework considers the following
86 problems and restrictions as guidelines:

87 1. Smart bin has not been used in most developing countries like Bangladesh yet commercially though the
88 technological supports are available.

89 **5 No central real-time monitoring on different waste**

90 bins and waste collector/ trucks.

91 **6 No way for garbage level detection and updating**

92 the status of the bins to respective authorities.

93 **7 No way to open and close the lid of the trash**

94 container automatically to make it a touch-free dustbin. 5. There is no way to close the top of the dustbin
95 permanently when it will be full until it's empty again. 6. Lack of information about the collection time, disposal
96 time, and collection area. There is no way to notify the waste collectors in real-time to collect the waste urgently.
97 7. There is no estimation of the amount of solid waste inside the bin and the surrounding area due to the
98 scattering of waste. 8. No quick way to respond to client's complaints about uncollected garbage. 9. No reserved
99 ordinary bin with the smart bin in each point is available for emergency use. 10. There is no quick response to

100 urgent cases like a truck accident, breakdown, longtime idling, etc. 11. There is no analysis of finding the best/
101 shortest route of collecting waste from different bins located in several points in the city to instruct the collectors.
102 IV.

103 8 The Proposed System

104 The WSNs based proposed system framework shown in figure ?? incorporates several related subsystems: solar
105 power system, smart waste bins, SMS notification system, web-based real-time monitoring system, AVLS, and
106 web-based shortest route-finding system for the collectors. The number of the smart bin (SB1, SB2,?, SBn,
107 where n is an integer) along with conventional bin situated in a different location in a city area and the number
108 of the waste collector (WC1, WC2,?, WCn, where n is an integer) under a control station depends on the size of
109 that city and amount of waste generated per day in that area. Figure ?? presents the pictorial scenario of several
110 SBs with back-up CBs located in different points in a city. An additional back-up normal bin is located with the
111 smart bin at each point of an urban area for emergency use. If the lid of the smart bin is locked permanently
112 due to technical problems or any kind of issues arises like a truck/ collector accident, breakdown, longtime idling
113 etc., then the back-up ordinary bin can be used instead of smart bin to ensure garbage-free surroundings. Smart
114 bins collect data from different sensors integrated with it and then transmit bin status and related information
115 to the control room using WSNs via wireless communication. The control station receives the data from the
116 multiple smart bins and stores in the database and also visualizes the acknowledged data. SMS notification
117 system integrated with each SB automatically identifies the fully loaded condition of waste bin and it sends an
118 alert notification to the control station in real-time, then updates the waste bin status shown in LCD and also
119 turn on the Red LED mounted at the smart bin. Till the dustbin is empty again, the lid will remain locked.
120 After getting the alert notification from multiple SBs, control station will generate a shortest route in the map
121 and sends it to the collector with collection time so that collector can do the collection and disposal activities
122 within a very short time. After the waste bin has been emptied, the smart waste bin will update the bin status
123 and transmit the information again to the control station. A web-based application is developed to monitor and
124 coordinate all smart bins status, collection, and disposal activities in real-time.

125 V.

126 9 Requirement Analysis

127 The following hardware and software components are used in our works.

128 10 Design and Implementation

129 The proposed system consists of different segments, and each segment facilitates several subsystems that will
130 execute separate tasks. Every hardware and software incorporated with this system is described briefly in this
131 section.

132 11 a) Solar Energy System

133 Solar energy, the cleanest and most available renewable energy source in the world, is used to provide regulated
134 power to the different parts of smart bins. The solar power system is built by assembling the solar panels, solar
135 charger controller and, rechargeable battery as shown in figure ?. Solar panel absorbs the solar energy from
136 the incident light rays from the sun and converts it into electric energy. The solar charger controller is used to
137 regulate the amount of charge flowing from the panel into the battery pack and protect the battery bank being
138 overcharged. The regulation circuit provides regulated power to the different modules and sensor systems of the
139 smart bins.

140 12 b) Touch-Free Smart Bin

141 The implemented smart waste bin depicted in figure ?? incorporates wireless sensor network (WSN) technology
142 interfaces with an Arduino Mega microcontroller. Smart Bin is an idea of implementation which makes a
143 conventional dustbin smart using sensors for garbage level detection and sending a notification to concerned
144 authorities updating the status of the bin using wireless communication technology. The implemented smart
145 bins in this work are touch-free dustbin, passive infrared sensor (PIR) motion sensors are used to detect garbage
146 level and ultrasonic sensor (US) sensor is used to identify the presence of a person. When any person reaches
147 near to it, the lid of the bin will open automatically, so there is no need to open that dirty lid by your hands.
148 Servo motor is used to open and close the lid of dustbin in a self-acting way. An LCD is integrated with bin to
149 show the real-time status of it. Fill level inside the waste container is presented in the LCD using three states
150 like 0% full, 50% full, and 90% full. As soon as the garbage inside the dustbin reaches as the approximate level
151 of 90% that tells the user not to use this dustbin, and Red LED will be turned on until it's empty again. Till
152 the trash-bin is vacant, the lid will not open so that no one can through garbage into it and create a mess. In
153 addition, this smart bin also includes a Green LED to indicate that the dustbin is Empty condition (0% full)
154 and a Yellow LED to indicate the Half loaded situation (50% full).

155 Three different color LEDs will help people to know from a distance that whether we should go to dump
156 our garbage in the particular dustbin or not, also helpful to uneducated persons who don't read the notification
157 shown in the LCD. Different conditions for fill level indication are summarized in table 1. All the realtime data
158 from smart waste bin which comprise of the waste bin id, fill-level measurement, timestamp, and status then
159 transmitted to the control station through E32-TTL-100 long range (LoRa) wireless communication module.

160 13 c) SMS Notification System

161 SMS notification system integrated with each smart bin will send SMS to the control station with bin id and
162 name information and notify that the bin is full. A customer complaints module is also added with the SMS
163 notification system so that people can complain to the authority about uncollected waste. In this work, Global
164 System for Mobile communications (GSM) modem is used for SMS notification because GSM Modem can accept
165 any GSM network operator SIM card and capable for SMS control, data transfer, remote control, and logging
166 using GSM network. We can use its RS232 port to communicate and develop embedded applications. Figure 4
167 shows the block diagram of the implemented SMS notification system.

168 14 d) Control Station

169 The control station acts as a central point and coordinates all the tasks among the subsystems in the proposed
170 system framework. This control room contains the central server, which hosts the web server, database, and
171 shortest route-finding system for waste disposal. The data sent by the smart waste bins are received and processed
172 by the control station and stored in the database server. The web application for real-time monitoring will provide
173 a GUI for displaying the waste bins data so that the concerned authority can monitor the status of the smart
174 bins, also instruct collection and disposal activities using a web browser from any devices. We have developed
175 a web application for real-time monitoring of the different smart bins and waste collectors. A PC is used as a
176 control station in our research work. Admin sitting in the control room or from anywhere can coordinate all
177 the tasks of the different subsystems of our implemented system using this web application over the Internet.
178 The output of the developed web-based application is represented through the figure 8 to 11. The front end of
179 this web application is developed by HTML, CSS, and Bootstrap languages, where PHP language is used for the
180 backend process. For database storage and management, MySQL is used in this web application. The shortest
181 route-finding system integrated with the web application for real-time monitoring will send the special route map
182 to the concerned waste collector(s) by using Google Map API to reduce collection and disposal time. The Google
183 Maps API supports enhanced Google Maps in other web pages through a simple JavaScript interface. Google
184 Maps API Premier customers can access the API through a secured HTTP connection. In this application,
185 Google maps API is used for indicating the location and status of the bins. AVLS integrated with each WC
186 (vehicle) provides the real-time location of it, and admin can track the WCs using the developed web application.
187 AVLS is worked based on modern GPS technology.

188 15 VII.

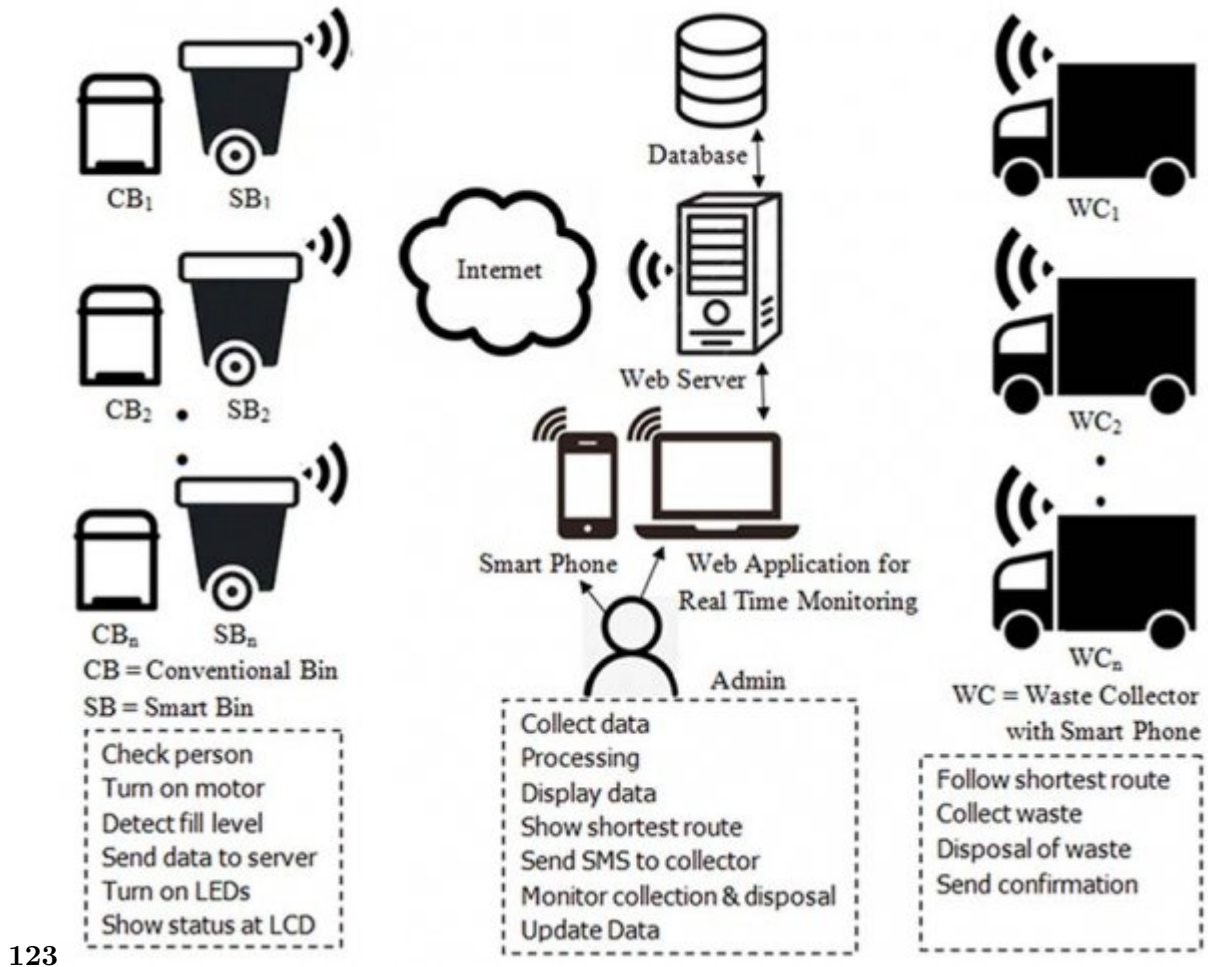
189 16 Results and Discussion

190 All components of the proposed system are implemented and tested thoroughly. The overall prototype and
191 experimental results are presented through figure 5 to 11. Five smart bins are located at different positions in an
192 area. Figure ?? shows the circuits of an implemented smart bin. All the modules are connected with Arduino
193 Mega. Solar power provides the regulated DC power to every part of the trash bin. Figure ?? indicates that
194 Green, Yellow, and Red LEDs mounted in the implemented smart bin are turned on when the bin is Empty,
195 half-loaded, and full-loaded condition respectively. This fill level status is also represented in the LCD. The
196 snapshot of the received SMS at the control station from Smart Bin1 (SB1) is depicted in figure ??; similarly,
197 every smart bin will confirm the admin of the control room through SMS that the bin is full truly. Figure 8
198 graphically shows the fill level measurement of the smart bins by the progressive bar chart. From this figure, it
199 is clear that SB1, SB3, SB4, and SB5 are full where SB2 is semi-full. We can see the detailed information of a
200 bin like bin id and location etc. by clicking the View Details button at the right of the respective progressive
201 bar. When a smart bin will 90% full, the web application will display the filling alert notification on the map
202 after processing all the data from that bin shown in figure ?. So, the control station gets fill level alerts by both
203 web-based and SMS based notification. Admin can generate the shortest route in the map for waste collectors
204 shown in figure ??0, and waste collectors can view this route in their smart phone. In this work, two medium-size
205 robotic car kits integrated with AVLS are used as a waste collector. Admin can track the waste collector and
206 monitor the waste collection and disposals activities shown in figure 11. From this figure, it is seen that WC1 is
207 collecting waste following the shortest route map, and WC2 is at the vehicle garage.

17 VIII.

18 Conclusion

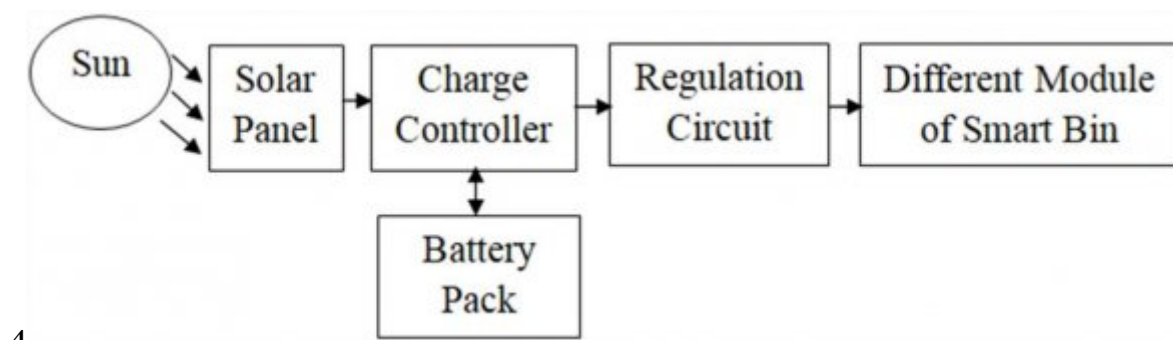
The implemented smart waste management system using Internet of Things (IoT) and cloud computing offered automation through cyber-physical systems, which can change the way of the waste management process. To keep our environment clean and dirt free by a smart solution, this proposed system can be very effective with the reasonable cost in terms of manipulating waste for any municipal and urban areas in both developed and developing countries. Both residential and commercial areas can be digitalized and modernized using this system, which can offer smart and green surroundings that can provide long life for the citizens. Only smart bins rather than the total system can be installed in educational institutions like the university campuses, hospital areas, mega shopping mall, etc. to ensure a healthy environment. Moreover, after proper disposal of waste and garbage materials into the disposal site, the recycling industry can convert these waste and garbage materials into valuable wealth of our country by precise sorting.



123

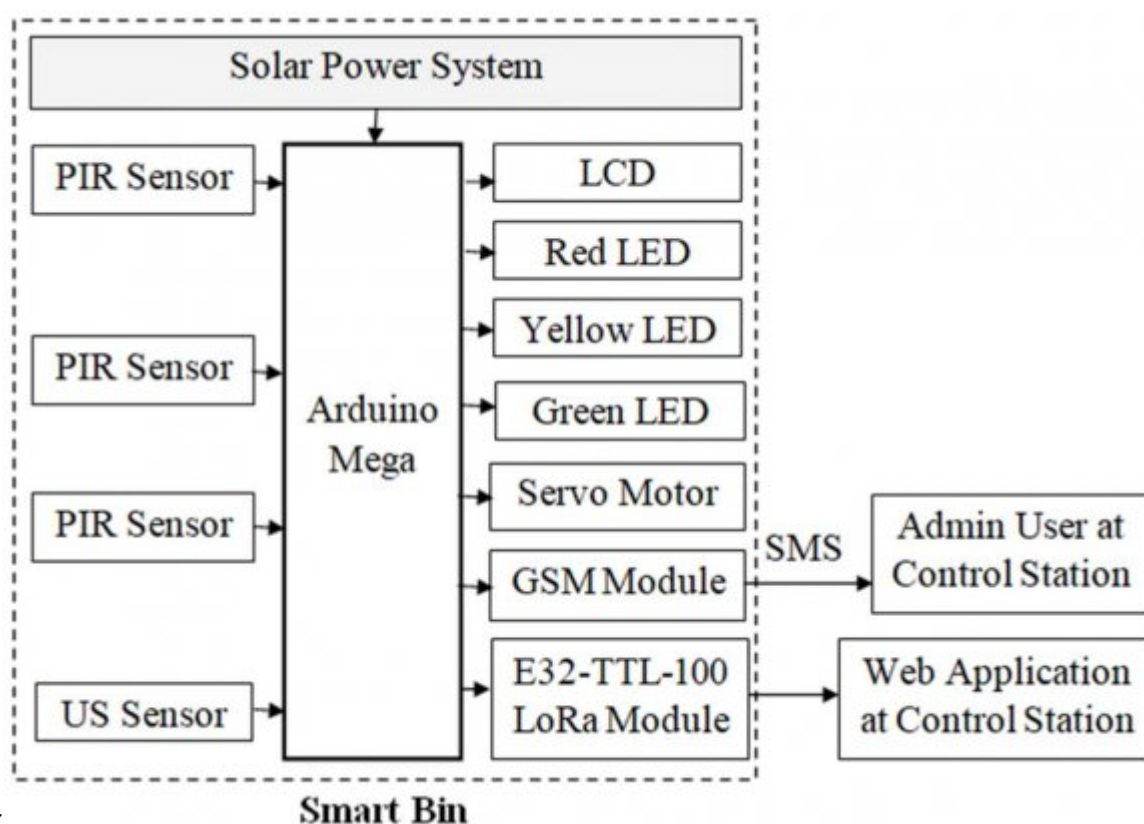
Figure 1: Fig. 1 :Fig. 2 :Fig. 3 :

¹© 2020 Global Journals



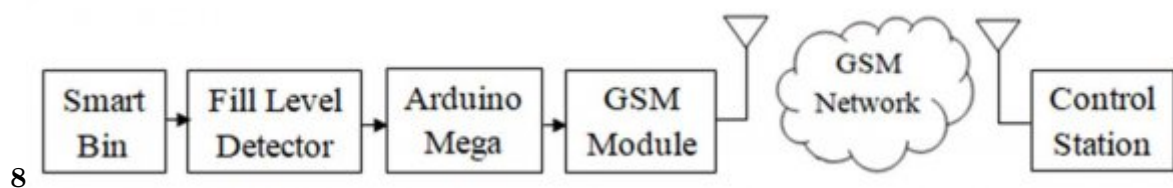
4

Figure 2: Fig. 4 :



567

Figure 3: Fig. 5 :Fig. 6 :Fig. 7 :



8

Figure 4: Fig. 8 :

910




Figure 5: Fig. 9 :Fig. 10 :

11

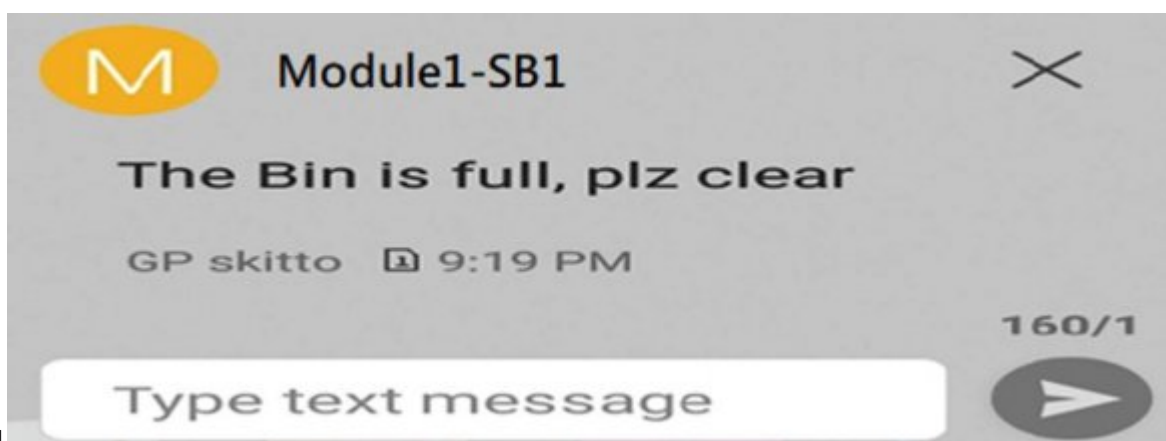


Figure 6: Fig. 11 :



Figure 7:

1

Condition	Threshold	Indicators		SMS	Description
		LED	LCD		
1	0%	Green	The bin is empty. Please use it.	Not Sent	Empty
2	? 50%	Yellow	The bin is semi-full. Please use it.	Not Sent	Semi Loaded
3	? 90%	Red	The bin is full. Please use the conventional bin.	Sent	Full Loaded

Figure 8: Table 1 :

- 220 [Cerchecchi et al. ()] ‘A low power IoT sensor node architecture for waste management within smart cities context’.
221 M Cerchecchi , F Luti , A Mecocci , S Parrino , G Peruzzi , A Pozzebon . *Sensors* 2018. 18 (4) p. 1282.
- 222 [Jim et al. ()] ‘A noble proposal for Internet of garbage bins (IoGB)’. A A J Jim , R Kadir , M A A Mamun , A
223 A Nahid , M Y Ali . *Smart Cities* 2019. 2 (2) p. .
- 224 [Dhaarani et al. ()] ‘Automated self navigating smart dustbin using IOT’. T G Dhaarani , Ramya Shree , G
225 Sabitha , K Venkatesh , C , Praveen Kumar , D . *International Journal of Intellectual Advancements and*
226 *Research in Engineering Computations* 2018. 6 (1) p. .
- 227 [Hannan et al. ()] ‘Capacitated vehiclerouting problem model for scheduled solid waste collection and route
228 optimization using PSO algorithm’. M Hannan , M Akhtar , R A Begum , H Basri , A Hussain , E Scavino .
229 *Waste Management* 2018. 71 p. .
- 230 [Anagnostopoulos et al. ()] ‘Challenges and Opportunities of Waste Management in IoT-enabled Smart Cities:
231 A Survey’. Zaslavsky Anagnostopoulos , Kolomvatsos , Medvedev , Morley Amirian . *IEEE Transactions on*
232 *Sustainable Computing* 2017. p. .
- 233 [Wijaya (2017)] ‘Design a smart waste bin for smart waste management’. Zainuddin Wijaya
234 ICA , Niswar
235 ICA . *5th International Conference on Instrumentation, Control, and Automation*, (Indonesia) August 2017.
236 p. .
- 237 [Omar et al. ()] ‘Implementation of spatial smart waste management system in Malaysia’. M F Omar , Aaa
238 Termizi , D Zainal , N A Wahap , N M Ismail , N Ahmad . *IOP Conference Series on Earth and Environmental*
239 *Science* 2016. (1) p. 37.
- 240 [Navghane et al. ()] ‘IoT Based Smart Garbage and Waste Collection Bin’. S S Navghane , M S Killedar , V M
241 Rohokale . *International Journal of Advanced Research in Electronics and Communication Engineering* 2016.
242 5 (5) p. .
- 243 [Navghane et al. ()] ‘IoT Based Smart Garbage and Waste Collection Bin’. S S Navghane , M S Killedar , V M
244 Rohokale . *International Journal of Advanced Research in Electronics and Communication Engineering* 2016.
245 5 (5) p. .
- 246 [Parkash and Prabu ()] ‘IOT based waste management for smart city’. V Parkash , Prabu . *International Journal*
247 *of Research on Computer and Communication Engineering* 2016. 4 (2) .
- 248 [Parkash and Prabu ()] ‘IOT based waste management for smart city’. V Parkash , Prabu . *International Journal*
249 *of Research on Computer and Communication Engineering* 2016. 4 (2) .
- 250 [Pardini et al. ()] ‘IoT-Based Solid Waste Management Solutions: A Survey’. Kellow Pardini , Sergei A Rodrigues
251 , Neeraj Kozlov , Vasco Kumar , Furtado . *Journal of Sensors and Actuator Networks* 2019. p. .
- 252 [Mohammad Rasel ()] ‘Municipal Solid Waste Management System: A Study on Dhaka North and South City
253 Corporations’. Kabir Mohammad Rasel . *Journal of Bangladesh Institute of Planners* 2016. p. .
- 254 [Bueno Delgado et al. ()] ‘Optimal path planning for selective waste collection in smart cities’. M V Bueno
255 Delgado , J L Romero Gazquez , P Jim Enez , P Pavon Mariño . *Sensors* 2019. 19 (9) p. 1973.
- 256 [Sharma et al. ()] ‘Smart Bin Implementation for Smart Cities’. N Sharma , N Singha , T Dutta . *International*
257 *Journal of Science and Engineering Research* 2015. 6 (9) p. .
- 258 [Monika et al. ()] ‘Smart Dustbin-An Efficient Garbage Monitoring System’. K A Monika , Nikitha Rao , S B
259 Prapulla , G Shobha . *International Journal of Engineering Science and Computing* 2016. 6 (6) p. .
- 260 [Yusof et al. ()] ‘Smart Garbage Monitoring System for Waste Management’. Mohd Yusof , N Jidin , A Z Rahim
261 , MI . *MATEC Web of Conferences* 2017. 97 p. 1098.
- 262 [Alvaro et al. ()] ‘Smart waste collection system with low consumption LoRa WAN nodes and route optimization’.
263 L Alvaro , J Caridad , J Paz , G V Gonz , J Bajo . *Sensors* 2018. 18 (5) p. .
- 264 [Shyamala et al. ()] ‘Smart waste management system’. S Shyamala , K Sindhe , V Muddy , C Chitra .
265 *International Journal of Scientific Development* 2016. (and Research [IJS DR],1[9])
- 266 [Islam (2016)] ‘Solid Waste Management System in Dhaka City of Bangladesh’. F A Islam . *Journal of Modern*
267 *Science and Technology* September 2016. p. .
- 268 [Silva et al. ()] ‘Towards sustainable smart cities: a review of trends, architectures, components, and open
269 challenges in smart cities’. B N Silva , M Khan , K Han . *Sustainable Cities and Society* 2018. 38 p. .
- 270 [Nasrin (2016)] ‘Waste Management in Bangladesh: Current Situations Suggestions for Action’. Farjana Nasrin
271 . *International Research Journal of Social Sciences* October 2016. p. .