

Neural & AI

Liver Disease
Prediction ML

Neural
Networks &
Afterlife
Study

Highlights

AI-Based
Afterlife
Correlation

Intelligent
Data
Analytics

Discovering Thoughts, Inventing Future

VOLUME 26 / ISSUE 1 / VERSION 1.0



GLOBAL JOURNAL OF COMPUTER SCIENCE AND TECHNOLOGY: D
NEURAL & ARTIFICIAL INTELLIGENCE



GLOBAL JOURNAL OF COMPUTER SCIENCE AND TECHNOLOGY: D
NEURAL & ARTIFICIAL INTELLIGENCE

VOLUME 26 ISSUE 1 (VER. 1.0)

OPEN ASSOCIATION OF RESEARCH SOCIETY

© Global Journal of Computer Science and Technology. 2026

All rights reserved.

This is a special issue published in version 1.0 of "Global Journal of Computer Science and Technology" By Global Journals Inc.

All articles are open access articles distributed under "Global Journal of Computer Science and Technology"

Reading License, which permits restricted use. Entire contents are copyright by of "Global Journal of Computer Science and Technology" unless otherwise noted on specific articles.

No part of this publication may be reproduced or transmitted in any form or by any means, electronic or mechanical, including photocopy, recording, or any information storage and retrieval system, without written permission.

The opinions and statements made in this book are those of the authors concerned. Ultraculture has not verified and neither confirms nor denies any of the foregoing and no warranty or fitness is implied.

Engage with the contents herein at your own risk.

The use of this journal, and the terms and conditions for our providing information, is governed by our Disclaimer, Terms and Conditions and Privacy Policy given on our website <http://globaljournals.us/terms-and-condition/menu-id-1463/>

By referring / using / reading / any type of association / referencing this journal, this signifies and you acknowledge that you have read them and that you accept and will be bound by the terms thereof.

All information, journals, this journal, activities undertaken, materials, services and our website, terms and conditions, privacy policy, and this journal is subject to change anytime without any prior notice.

Incorporation No.: 0423089
License No.: 42125/022010/1186
Registration No.: 430374
Import-Export Code: 1109007027
Employer Identification Number (EIN):
USA Tax ID: 98-0673427

Global Journals Inc.

(A Delaware USA Incorporation with "Good Standing"; Reg. Number: 0423089)

Sponsors: Open Association of Research Society

Open Scientific Standards

Publisher's Headquarters office

Global Journals® Headquarters
945th Concord Streets,
Framingham Massachusetts Pin: 01701,
United States of America

USA Toll Free: +001-888-839-7392

USA Toll Free Fax: +001-888-839-7392

Offset Typesetting

Global Journals Incorporated
2nd, Lansdowne, Lansdowne Rd., Croydon-Surrey,
Pin: CR9 2ER, United Kingdom

Packaging & Continental Dispatching

Global Journals Pvt Ltd
E-3130 Sudama Nagar, Near Gopur Square,
Indore, M.P., Pin:452009, India

Find a correspondence nodal officer near you

To find nodal officer of your country, please
email us at local@globaljournals.org

eContacts

Press Inquiries: press@globaljournals.org
Investor Inquiries: investors@globaljournals.org
Technical Support: technology@globaljournals.org
Media & Releases: media@globaljournals.org

Pricing (Excluding Air Parcel Charges):

Yearly Subscription (Personal & Institutional)
250 USD (B/W) & 350 USD (Color)

EDITORIAL BOARD

GLOBAL JOURNAL OF COMPUTER SCIENCE AND TECHNOLOGY

Dr. Corina Sas

School of Computing and Communication
Lancaster University Lancaster, UK

Dr. Sotiris Kotsiantis

Ph.D. in Computer Science, Department of Mathematics,
University of Patras, Greece

Dr. Diego Gonzalez-Aguilera

Ph.D. in Photogrammetry and Computer Vision Head of
the Cartographic and Land Engineering Department
University of Salamanca Spain

Dr. Yuanyang Zhang

Ph.D. of Computer Science, B.S. of Electrical and
Computer Engineering, University of California, Santa
Barbara, United States

Dr. Osman Balci, Professor

Department of Computer Science Virginia Tech, Virginia
University Ph.D. and M.S. Syracuse University, Syracuse,
New York M.S. and B.S. Bogazici University, Istanbul,
Turkey

Dr. Kwan Min Lee

Ph. D., Communication, MA, Telecommunication,
Nanyang Technological University, Singapore

Dr. Khalid Nazim Abdul Sattar

Ph.D, B.E., M.Tech, MBA, Majmaah University,
Saudi Arabia

Dr. Jianyuan Min

Ph.D. in Computer Science, M.S. in Computer Science, B.S.
in Computer Science, Texas A&M University, United States

Dr. Kassim Mwitondi

M.Sc., PGCLT, Ph.D. Senior Lecturer Applied Statistics/
Data Mining, Sheffield Hallam University, UK

Dr. Kurt Maly

Ph.D. in Computer Networks, New York University,
Department of Computer Science Old Dominion
University, Norfolk, Virginia

Dr. Zhengyu Yang

Ph.D. in Computer Engineering, M.Sc. in
Telecommunications, B.Sc. in Communication Engineering,
Northeastern University, Boston, United States

Dr. Don. S

Ph.D in Computer, Information and Communication
Engineering, M.Tech in Computer Cognition Technology,
B.Sc in Computer Science, Konkuk University, South
Korea

Dr. Ramadan Elaiess

Ph.D in Computer and Information Science, University of
Benghazi, Libya

Dr. Omar Ahmed Abed Alzubi

Ph.D in Computer and Network Security, Al-Balqa Applied
University, Jordan

Dr. Stefano Berretti

Ph.D. in Computer Engineering and Telecommunications, University of Firenze Professor Department of Information Engineering, University of Firenze, Italy

Dr. Lamri Sayad

Ph.d in Computer science, University of BEJAIA, Algeria

Dr. Hazra Imran

Ph.D in Computer Science (Information Retrieval), Athabasca University, Canada

Dr. Nurul Akmar Binti Emran

Ph.D in Computer Science, MSc in Computer Science, Universiti Teknikal Malaysia Melaka, Malaysia

Dr. Anis Bey

Dept. of Computer Science, Badji Mokhtar-Annaba University, Annaba, Algeria

Dr. Rajesh Kumar Rolan

Ph.D in Computer Science, MCA & BCA - IGNOU, MCTS & MCP - Microsoft, SCJP - Sun Microsystems, Singhania University, India

Dr. Aziz M. Barbar

Ph.D. IEEE Senior Member Chairperson, Department of Computer Science AUST - American University of Science & Technology Alfred Naccash Avenue Ashrafieh, Lebanon

Dr. Chutisant Kerdvibulvech

Dept. of Inf. & Commun. Technol., Rangsit University Pathum Thani, Thailand Chulalongkorn University Ph.D. Thailand Keio University, Tokyo, Japan

Dr. Abdurrahman Arslanyilmaz

Computer Science & Information Systems Department Youngstown State University Ph.D., Texas A&M University University of Missouri, Columbia Gazi University, Turkey

Dr. Tauqeer Ahmad Usmani

Ph.D in Computer Science, Oman

Dr. Magdy Shayboub Ali

Ph.D in Computer Sciences, MSc in Computer Sciences and Engineering, BSc in Electronic Engineering, Suez Canal University, Egypt

Dr. Asim Sinan Yuksel

Ph.D in Computer Engineering, M.Sc., B.Eng., Suleyman Demirel University, Turkey

Alessandra Lumini

Associate Researcher Department of Computer Science and Engineering University of Bologna Italy

Dr. Rajneesh Kumar Gujral

Ph.D in Computer Science and Engineering, M.TECH in Information Technology, B. E. in Computer Science and Engineering, CCNA Certified Network Instructor, Diploma Course in Computer Servicing and Maintenance (DCS), Maharishi Markandeshwar University Mullana, India

Dr. Federico Tramarin

Ph.D., Computer Engineering and Networks Group, Institute of Electronics, Italy Department of Information Engineering of the University of Padova, Italy

Dr. Pranit Gopaldas Shah

MTech CE, BECE, MPM, FCSRC, Master of Technology in Computer Engineering, Parul University, India

CONTENTS OF THE ISSUE

- i. Copyright Notice
 - ii. Editorial Board Members
 - iii. Chief Author and Dean
 - iv. Contents of the Issue
-
1. Neural Networks and Rules-based Systems used to find Rational and Scientific Correlations between being here and now with Afterlife Conditions. *1-9*
 2. Leveraging Business-Inspired Computational Intelligence Techniques for Enhanced Data Analytics: Applications of Genetic Algorithms, Fuzzy Logic, and Swarm Intelligence. *11-16*
 3. Optimizing the Running Time of a Trigger Search Algorithm Based on the Principles of Formal Verification of Artificial Neural Networks. *17-25*
-
- v. Fellows
 - vi. Auxiliary Memberships
 - vii. Preferred Author Guidelines
 - viii. Index



Neural Networks and Rules-based Systems used to find Rational and Scientific Correlations between being here and now with Afterlife Conditions

By Francesco Pia

Abstract- What you will read in the next pages is an anthology-worthy element and should be taken seriously. In this work, we attempt to describe a place that is unknown and therefore difficult to define, in the sense of arriving in an unknown place, which therefore will not be easy to describe. In the path that takes us from non-existence to being and becoming. Placed in this location, it becomes interesting that different things or people coexist that have not yet been presented in the era in which we connect and go to browse. A very important aspect is the determination of the window in which one says he had a dream where he saw a car that does not yet exist today but perhaps will exist in the future, or a deceased person or one who will exist in the future; So, once the time window is set, which isn't easy, and determining it is an important aspect in which brainwaves will then be selected.

Keywords: alien, spaceship, domus de janal.

GJCST-D Classification: LCC Code: QA76.87



Strictly as per the compliance and regulations of:



Neural Networks and Rules-based Systems used to find Rational and Scientific Correlations between being here and now with Afterlife Conditions

Francesco Pia

Abstract (English)- *What you will read in the next pages is an anthology-worthy element and should be taken seriously. In this work, we attempt to describe a place that is unknown and therefore difficult to define, in the sense of arriving in an unknown place, which therefore will not be easy to describe. In the path that takes us from non-existence to being and becoming. Placed in this location, it becomes interesting that different things or people coexist that have not yet been presented in the era in which we connect and go to browse. A very important aspect is the determination of the window in which one says he had a dream where he saw a car that does not yet exist today but perhaps will exist in the future, or a deceased person or one who will exist in the future; So, once the time window is set, which isn't easy, and determining it is an important aspect in which brainwaves will then be selected. This selection is easy and precise when you're awake and thinking about something and the time window is very clear, so a small interaction with the person is enough. It's a different story when you're dreaming. Shannon's theorem, used in electrical engineering and telecommunications, helps select and "correlate" signals. Why this theorem was invented, crucial for effectively sampling signals and being able to fully reconstruct them, is one of those mysteries that leads us to ask ourselves at lunch with the family: Do I have a colleague? We must therefore perfect the start and stop of recording during the dream by focusing on where we are interested, useful for discovering what we think and that our brain suggests things that we thought were lost in our historical culture and instead suddenly... what we need emerges.*

We would therefore try to obtain feedback from the Afterlife in order to reproduce the brain waves seen in the dream phase thanks to a helmet connected to proactive and not just generative Artificial Intelligence.

Keywords: alien, spaceship, domus de janal.

I. INTRODUCTION

In the flow of events from the origin to today up to the place where everyone, and everything, would go as in the problem of the two twins: no one has ever returned from where they came out and the two discuss what the "world" outside them known could be like. We have to think about the second-order state of consciousness (conscious of being so) and then we have a higher, global consciousness of the path and therefore the choice that we (with our free will) operate; our presence here and now is the constituent of a complex, harmonized design, shaped by the Creator.

*Author: Prof. PhD Eng. Gonnosfanadiga (SU), Italy.
e-mail: piafranc@hotmail.com*

So, time doesn't exist, but position does, and therefore. Everyone (and everything) would end up in the same position. The idea would be to study and engineer a system that can be tuned to a helmet that reproduces the brainwaves learned during the training of the intelligent system. With this system, we're trying to select EEG spots from people who see the dead in their dreams or think of them as being dead: those who are in the afterlife or have not yet appeared. So we need to select these brain waves, and since a wave can be the result of many waves, that is, we're talking about a tuner. Upon reentry, the signals are composed of certain electromagnetic waves that, when transmitted into the helmet, will allow us to reproduce and see the place of the dead, and perhaps interact as if the dream were being relived. Second-order consciousness places paramount importance on the individual; many, becoming aware of a fact, would feel uncomfortable about infringing on others because we'd all end up in the same place anyway. Who's to say the guy you wronged can't retaliate and have the capacity to do so?

II. METHODS AND TOOLS

In the journey, or flow of existence, the passing completes the person who is aware of it, a consciousness on the journey, so we can call it: *third-order* consciousness; this will be highlighted by the feedback of signals produced by a computer system and transmitted to the helmet and then to the brain, so that it can relive more fully, close to the (experiential) window of the signal correlated with the one it itself generated.

A first investigation method would be to select some people with strong dreaming abilities and who can be defined as "lucid dreamers", monitor them with an electroencephalogram and measure their brain waves for 24 hours and then verify, if applicable, whether they have had dreams or thoughts related to the deceased or the afterlife and record the signals in the selected time window; once this is done, neural networks are used, even if they are time series, to see if when we think while awake, ordinary people have the same waveforms.

However, it must be said that the intelligent system trained to recognize EEG waves will also include those while awake; because one can imagine, or think, of a parent, for example, or of a deceased loved one (it's

premature to think of who will come next)... Napoleon, Julius Caesar, for example: in that moment one thinks about it intensely: what or what waves does the brain manifest? Certain particular characteristics can be found, the one just described is a first method.

We would like to connect to the possible location called Afterlife with a feedback that goes back

to the here and now by connecting the helmet that will give its own signals that can be selected for the event considered by the user.

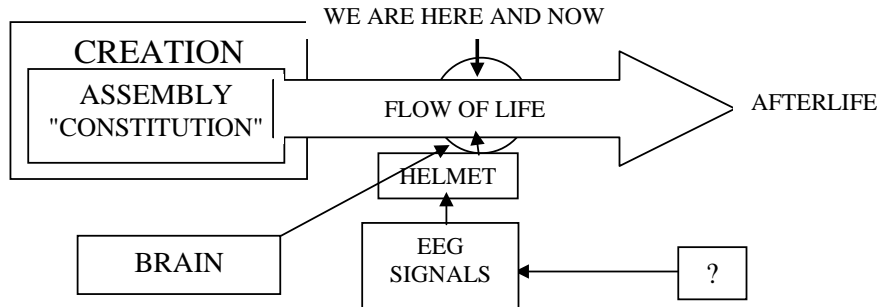


Fig. 1: This figure represents the timeline from the origin, birth, the path of "life", where we are here and now, until death and the eventual transfer of the spirit to the Afterlife

Another very important aspect is represented in the following figure Fig. [2] present in the parallel universes in [11], being there the path that reproduced gratifying the idea that it exists, let's say teleportation [7]; but it is also important instead the existence of an indefinite limit of all situations or possible choices:

everything flows into a circle that surrounds everything as a limit of all things and all paths, therefore this circle represents the window towards the environment that we call Afterlife, otherwise it is necessary to delve deeper or/and change hypothesis.

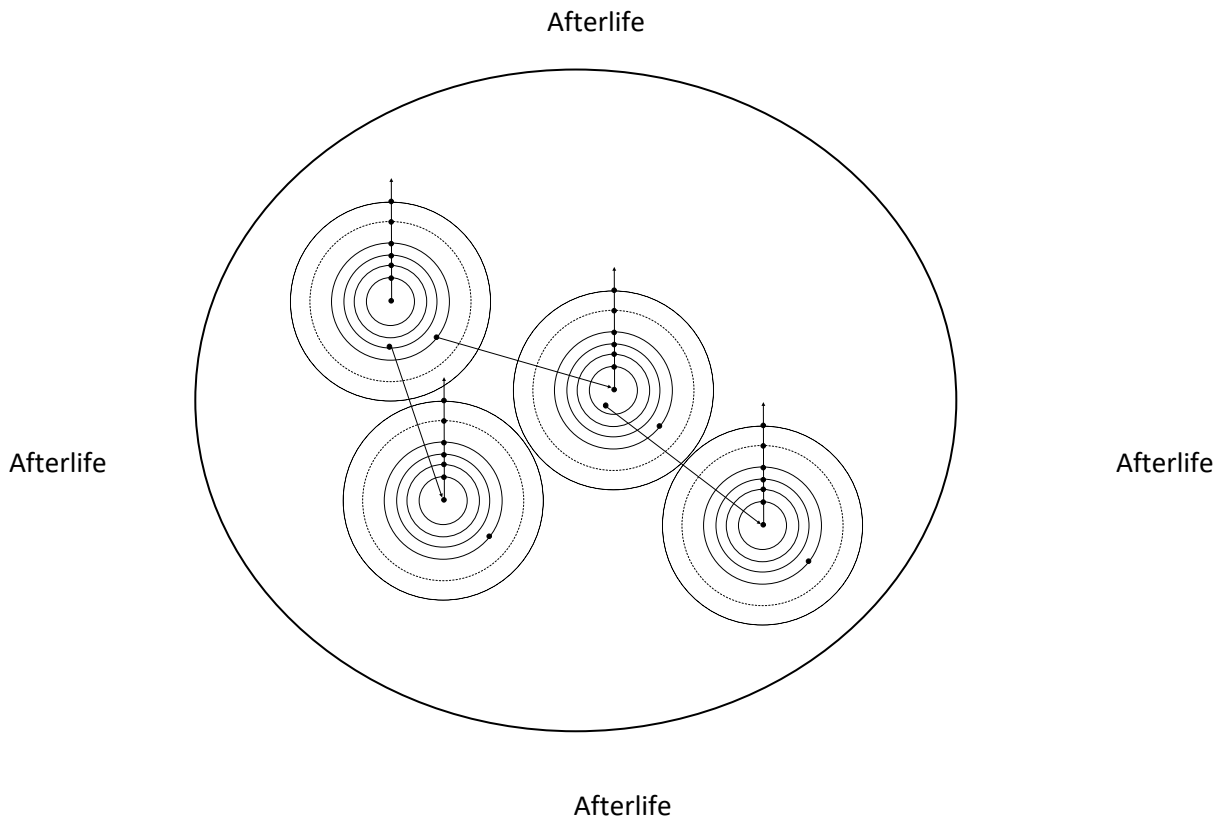
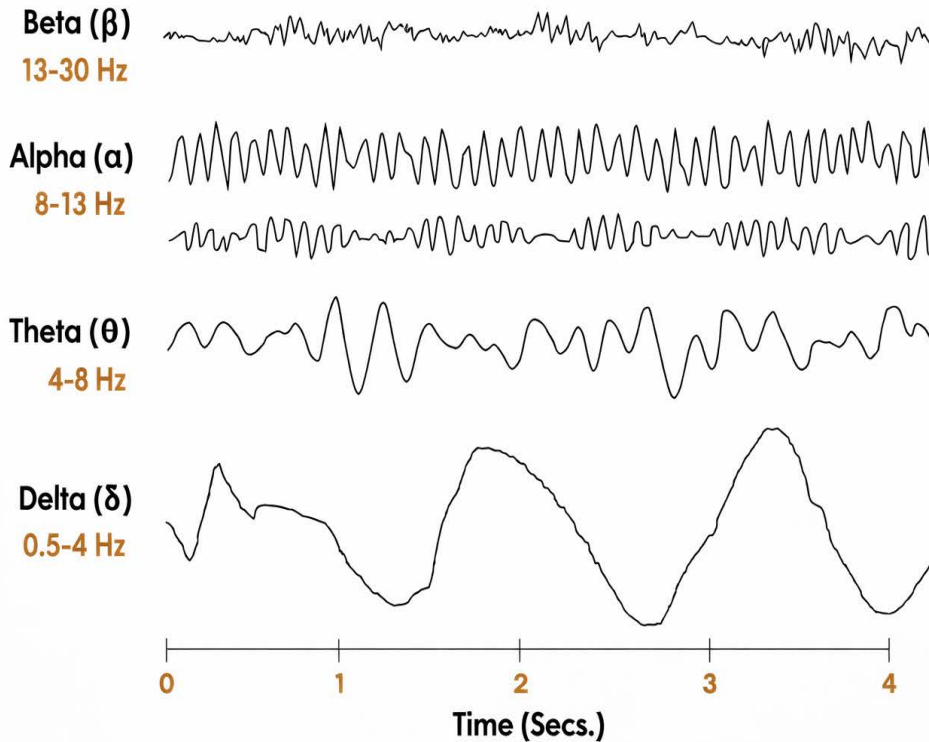


Fig. 2: In this figure it is represented more than one line of events that arise from "point" configurations of any circumferences and circle conjunction

The paradigm we want to use is always the same: a very weak hypothesis that allows us to be more imaginative. The weak hypothesis is that we can tune audio-video to the place where all the dead are (perhaps even those yet to be born or become) in the becoming (flow) of life from the beginning to the end and the presence: I am here, I was. no one knows where, but it is a place where everyone is dead, or has yet to be born, time not existing: the condition is

persistence in an environment where everyone is present, and therefore like, for example, a golf ball that from the beginning-the construction of the materials, the assembly, the formation of the ball, the positioning, the swing with the club, the arrival at the hole-is taken from there, then, since time does not exist, it will be destroyed like everything else; nothing persists and nothing continues to be assembled.

Brain Waves: EEG Tracings



TRACKLS : HTTP://BUHTLER.CTUT.FI/~MALMIN/GULIKKES9/204SS.DAT/GR/FNR02.GIF.
 PETER MALONEY & PILLAVSKY 1999-20ED EDITION, WITH PERMISSION

Fig. 3: This Figure Shows the Characteristic Curves of an EEG

The system, with the helmet and the transmitted signals, and with good correlation (in this work, correlation means the ability to narrow the window within which the brainwaves are then selected), can record all brain activity, creating slots, especially when the individual customizes the use of the helmet, for example during an inspection, and would like to relive that situation at a later time; this system should help. Indeed, by reproducing the recorded waves completely this time (thanks to Shannon's theorem and complete correlation), and therefore also the time windows are well-defined, the experience is reproduced, so it can be helpful when thinking about a specific or nuanced situation; this fact needs to be verified with experiments.

This would be a significant innovation in the field of on-site inspections of human activities-industrial, civil,

medical, scientific, military, and psychophysical. The applications are countless, and this must be taken into account when launching a startup (a pilot project to engineer the ideas described here). Using generative AI, the system's response, or its correlation within the time window, could be improved by placing flags (that draw attention, such as a milestone, an object, a situation). These flags, during training, likely make them more perceptible, improving the brain's compliance with the system. The brain then responds better by facilitating brainwaves to relive the recorded situation and correlate it with the recorded "slot" trained to memorize and highlight certain aspects.

a) *An Example*

An illustrative example is presented below based on a documented dream experience, and we'll tell you

about it. A few days ago, we saw a TV program about the Domus De Jana, ancient Nuragic-sized structures found in great numbers only in Sardinia.

The dream in question is classified as level one, very bright, lasting about fifteen minutes and ending at a verifiable time. Nuragic structures are presumably difficult for humans to construct; While I was having lunch with hunter friends, and it was a lovely time, with roast meat, red wine, and smiles, in the woods on one side of a promontory, on the opposite side I saw a spaceship crash and explode on the opposite side from where I was. I couldn't dial the fire department. The flames were high, devices like tablets and cell phones weren't working. At that point, I asked a doctor friend to leave me her cell phone, and it also had a special system for entering numbers, but she managed to call the emergency number and the switchboard answered, which put me through to the fire department. That's how it works in real life. While the fire department was being passed on to me, I approached to help the alien, and what could I see? First of all, a huge excavation at least ten meters deep, and other friends from my town who had nothing to do with it, with their lunch, and those who were having lunch weren't worried about anything. A huge excavation that two bulldozers couldn't complete in three days. Inside, neatly arranged, were pieces of the spaceship and a mix of technology and feudalism, a lot of technology; neatly arranged, to be buried later: the conclusion is that the dream, presumably, the Domus de Jana have an alien connotation. This is, however, a dream, emphasizing that the Domus de Jana, and the aliens in fact, may not exist in reality. It's also true that the project manager was a friend of mine, with a poor academic record but industrious in construction (he renovated his house... and what a job). Where did the alien go?

III. CONCLUSION

In our life journey, we are, those who are, natural lucid dreamers up to the fourth level, very clear, premonitory, we find lost objects: these things happen. However, writing this work would have been "*impossible*" if we had chosen differently along our life journey: a yes to a job offer where we said no, a different girlfriend, a yes to a different financial situation, etc.; something different from the path we experienced would have been generated. We attach great importance to this work, in the sense that we should be more aware of the physiology that has formed. Therefore, with the third-order state of consciousness, we have a very important concept that should give us pause. Let's assume, hypothetically, that everything is working correctly; therefore, a person who reviews their dreamed or lived experiences works: loved ones, objects, people they have never met because they were not yet born or previously died; Let's assume this happens and the

person becomes less subservient and eager to stay connected, at this point we face a question: is it truly an

Afterlife or is it simply a bluff, an unknown quantity? This isn't easy to know yet. In the existence of a possible Creator, which we believe exists, everything makes sense if we arrive somewhere-the famous Afterlife-to flow into a "happy" island. a destination point, and thinking about the beyond is not the case, for now.

A positive aspect, we believe it almost always is, is the lifestyle changes that can develop from a consciousness of the path (of the third order). After all, we would probably end up in the same place, not in the flesh but in spirit, all there; perhaps it's time to behave more lovingly?

After all, he who sows the wind (love/hate) reaps the whirlwind (love/hate) even in the afterlife?

ACKNOWLEDGMENT

An extraordinary thank you to all those who take care of people with physical and mental disabilities

Neural Networks and Rules-based Systems used to find Rational and Scientific Correlations between being here and now with Afterlife Conditions

Francesco Pia

Abstract- Quello che leggerete nelle prossime pagine è davvero un elemento degno di un'antologia, nel senso che va preso sul serio; è infatti il luogo che cercheremo di descrivere in quest'opera, nel senso di approdare in un luogo sconosciuto, che quindi non sarà facile da descrivere. Nel percorso che ci porta dal non esistere all'essere e al divenire. Collocati in questa location, diventa interessante il fatto che coesistano differenti cose o persone che ancora non sono state presentate nell'epoca in cui noi ci colleghiamo e andiamo a curiosare. Un aspetto molto importante è quello della determinazione della finestra in cui uno dice di aver fatto un sogno dove si è vista una macchina che oggi ancora non esiste ma forse esisterà in futuro, oppure una persona defunta oppure che esisterà nel futuro; quindi, fissata la finestra temporale, fatto non semplice, e determinarla è un aspetto importante nel quale poi si selezioneranno le onde cerebrali. Tale selezione è facile e preciso quando si è svegli e si pensa una cosa e la finestra temporale è ben chiara, quindi basta una piccola interazione con la persona cosa differente è quando si sogna. Esiste il teorema di Shannon, usato in Elettrotecnica e Telecomunicazioni, che aiuta a selezionare "correlare" i segnali. Del perché si sia pensato a questo teorema, cruciale per campionare efficacemente dei segnali e poterlo ricostruire completamente, a pranzo con la famiglia è uno di quei misteri che ci portano a chiederci: abbiamo un collega?

Dobbiamo perfezionare quindi lo start e lo stop di registrazione durante il sogno stringendo dove di interesse, utile per scoprire che pensiamo e che il nostro cervello ci propone cose che davamo per disperse nella nostra cultura storica e invece improvvisamente. Emerge quello che serve.

Cercheremo quindi di ottenere un feedback dall'Afterlife in modo da riproporre le onde cerebrali viste in fase onirica grazie ed un casco collegato con l'Intelligenza Artificiale positiva e non solo generativa.

Keywords: alien, spaceship, domus de janal.

I. INTRODUCTION

Nel fluire degli eventi dall'origine ad oggi fino al luogo dove tutti, e tutto, andremmo come nel problema dei due gemelli: nessuno è mai rientrato da dove sono usciti e i due discutono come potrebbe essere il "mondo" fuori da loro conosciuto. Abbiamo da pensare allo stato di coscienza del secondo ordine (cosciente di esserlo) e poi abbiamo una coscienza superiore, globale, del percorso e quindi la scelta che noi (con il nostro libero arbitrio) operiamo;

Author: Prof. PhD Eng. Gonnosfanadiga (SU), Italy.
e-mail: piafranc@hotmail.com

la nostra presenza *qui e ora* è il costituente di un disegno complesso, armonizzato, plasmato dal creatore. Quindi, non esiste il tempo ma la posizione e quindi... tutti (e tutto) finiremmo nella stessa posizione. L'idea sarebbe quella di studiare, ingegnerizzare, un sistema sintonizzabile con un casco che riproducendo le onde cerebrali che "sono" quelle apprese durante l'addestramento del sistema intelligente con il quale noi stiamo cercando di selezionare spot di EEG di persone che vedono nei sogni o pensano i morti: che sono nell'aldilà o non ancora apparsi. Quindi dobbiamo selezionare queste onde cerebrali e siccome un'onda può essere frutto di molte onde, ovvero, si parla di un sintonizzatore; al rientro i segnali sono composti da certe onde elettromagnetiche che veicolate nel casco permetterà di riprodurre e vedere il luogo dei morti e forse di interagire come se il sogno fosse rivissuto. La coscienza del secondo ordine da un'importanza apicale al singolo, molti prendendo consapevolezza di un fatto e così si troverebbero a disagio nel fare una prevaricazione perché tanto finiremmo tutti nello stesso posto e chi lo dice che il tipo a cui hai fatto un torto non si possa rivalere e ne abbia le capacità?

II. METHODS AND TOOLS

Nel percorso, o fluire dell'esistenza il trapasso completa la persona che è consapevole di ciò, una coscienza sul percorso, quindi possiamo chiamarla: coscienza del terzo ordine; questo sarà messo in luce con il feedback dei segnali che verranno prodotti da un sistema informatico e trasmessi al casco e quindi al cervello, cosicché possa rivivere più completamente "pienamente", vicino alla finestra (esperienziale) del segnale correlabile da quello che ha generato lui stesso.

Un primo metodo di indagine sarebbe selezionare alcune persone con spiccate capacità oniriche e che possono essere definiti "sognatori lucidi", monitorarli con un elettroencefalogramma e misurare per 24h le onde cerebrali e quindi verificare, se capita, se hanno avuto sogni o pensieri legati ai defunti o all'aldilà, e registrare i segnali nella finestra temporale giustappunto selezionata; fatto questo, si utilizzano le reti neurali, anche se sono serie temporali, per vedere se quando pensiamo da svegli, le persone comuni, hanno le stesse forme d'onda. Però c'è da dire che nel sistema intelligente che viene addestrato per

riconoscere le onde dell'EEG ci saranno anche quelle da sveglia; perché si può immaginare, o pensare, ad un genitore, per esempio ad un genitore, o ad un caro defunto (a chi verrà è ora prematuro)... a Napoleone, Giulio Cesare per esempio: nel momento lo si pensa intensamente: il cervello cosa o che onde manifesta? Possono essere rinvenute certe caratteristiche particolari, questo appena descritto è un primo metodo.

Noi vorremmo collegarci all'eventuale location chiamata Afterlife con un feedback che torna indietro al qui e ora collegando il casco che darà dei segnali propri potranno essere selezionati per l'evento considerato dall'utente

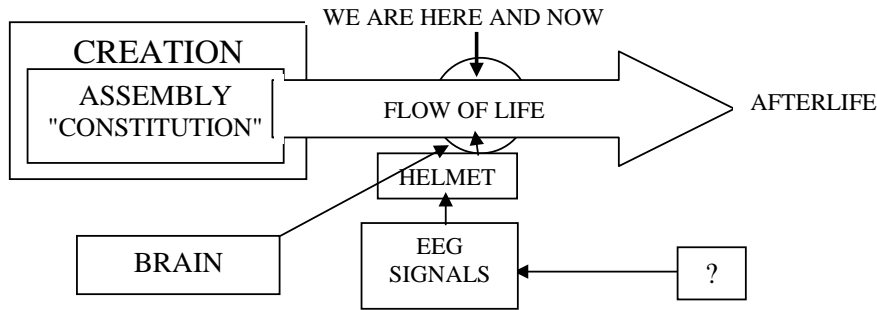


Fig. 1: In questa figura è rappresentato lo schema della linea temporale dall'origine, nascita, il percorso "della vita", dove siamo qui e ora, la morte e l'eventuale trasferimento dello spirito al Afterlife

Un'altro aspetto molto importante è rappresentato nella seguente figura Fig. [4] presente negli universi paralleli in [11], essendoci il percorso che riprodotte gratificano l'idea che esista, diciamo il teletrasporto [7]; ma è anche importante invece l'esistenza di un limite indefinito di tutte le situazioni o

eventuali possibili scelte: tutto confluisce in un cerchio che circonda tutto come limite di tutte le cose e di tutti i percorsi, quindi questo cerchio rappresenta la finestra verso l'ambiente che noi chiamiamo Afterlife, diversamente è necessario approfondire o/e cambiare ipotesi.

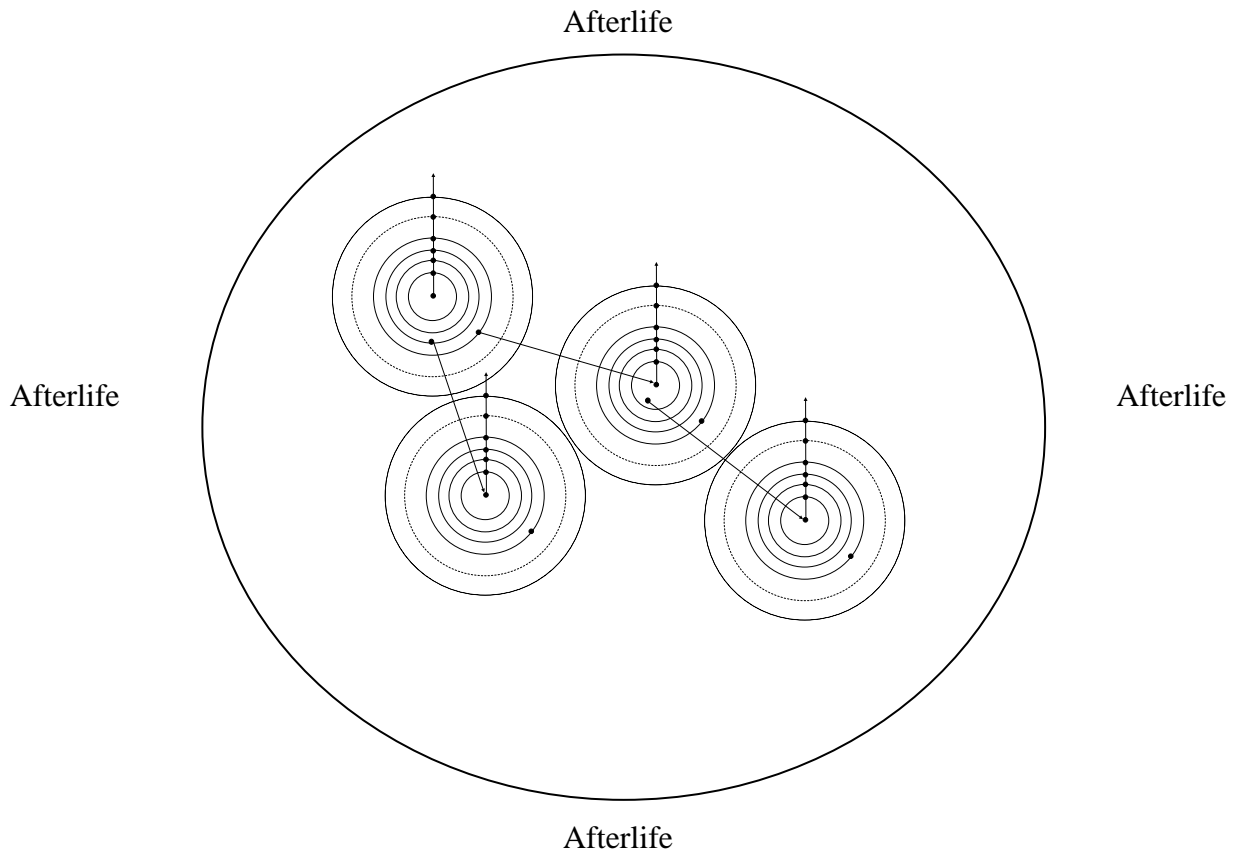
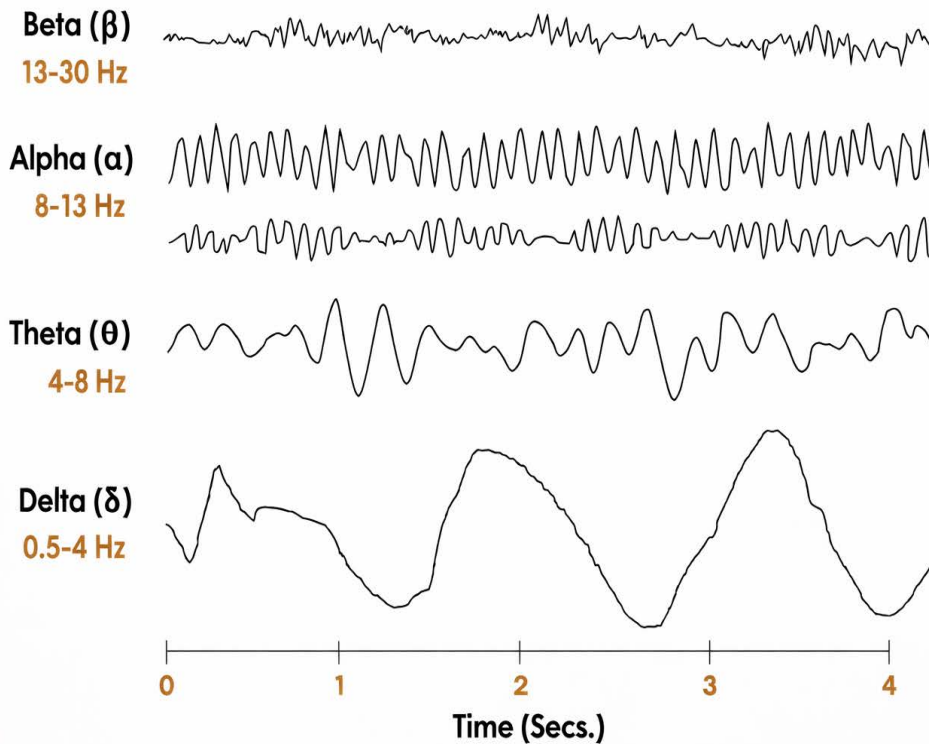


Fig. 2: In this figure it is represented more than one line of events that arise from "point" configurations of any circumferences and circle conjunction

Il paradigma che si vuole utilizzare è sempre il solito: un'ipotesi molto debole che ci permette di avere una maggiore immaginazione. L'ipotesi debole è che si possa sintonizzare audio-video il luogo dove sono tutti i morti (magari anche quelli che devono ancora nascere o divenire) nel divenire (fluire) della vita dall'origine fino alla fine e la presenza: *io sono qui*, ero... non si sa dove, è però un luogo dove sono tutti morti, o devono ancora nascere, non esistendo il tempo: la condizione è di

persistenza in un ambiente dove si trovano tutti e quindi come per esempio una pallina da golf che dalle origini: la costruzione dei materiali, l'assemblamento, la formazione della pallina, il posizionamento, lo colpo con la mazza, l'arrivo fino in buca, da lì viene presa poi siccome il tempo non esiste si distruggerà come tutto, non persiste niente e nulla continua ad essere assemblato.

Brain Waves: EEG Tracings



TRACKLS : HTTP://BUHTLER.CTUT.FI/~MALMIN/GUJKES99/204SS.DAT/GP/FNR02.GIF.
 PETER MALONEY & PILLAVSKY 1993-20ED EDITION, WITH PERMISSION

Fig. 3: In questa figura sono rappresentate le curve caratteristiche di un EEG

Il sistema con il casco e i segnali trasmessi e con una buona correlazione (in questo lavoro per correlazione si intende la capacità di stringere la finestra in cui poi verranno selezionate le onde cerebrali), si può registrare tutta l'attività cerebrale, facendo degli slot, soprattutto quando l'individuo personalizza l'uso del casco per esempio durante lo svolgimento di un sopralluogo, e vorrebbe rivivere quella situazione in un secondo momento; questo sistema dovrebbe aiutarlo. Infatti, riproducendo le onde registrate, completamente questa volta (grazie al teorema di *Shanon* e alla completa correlazione) e quindi anche le finestre temporali sono ben definite: l'esperienza che si ripropone, cosicché sia di aiuto quando si vuole

pensare ad una situazione precisa o sfumata; questo fatto è da verificare con esperimenti.

Si tratterebbe di un'innovazione importante nel campo dei sopralluoghi delle attività umane industriali, civili, mediche, scientifiche, militari, attività psico-fisiche. Le applicazioni sono innumerevoli e di questo se ne deve tener conto nel caso si volesse fare uno StartUp (un progetto pilota per ingegnerizzare le idee qui descritte), grazie all'uso dell'AI generativa si potrebbe migliorare la risposta del sistema, o della correlazione nella finestra temporale, mettendo dei flag (che richiamino l'attenzione come una milestone, un oggetto, una situazione) che durante l'addestramento verosimilmente rende più percepibile, migliorando la compliance con il sistema, da parte del cervello, che

ripropone una migliore risposta facilitando le onde cerebrali a rivivere la situazione registrata e correlata con lo "slot" registrato ed addestrato a memorizzare e mettere in luce certi aspetti.

a) *Un Esempio*

Un esempio chiarisce di più di mille parole, per fortuna qualche notte fa abbiamo avuto un sogno e ve lo raccontiamo. Giorni fa abbiamo visto un programma televisivo sulle *Domus De Jana* che sono antichissimi manufatti edili di dimensioni nuragiche che si trovano numerosissime solo in Sardegna. Il sogno in questione lo classifichiamo del primo livello, molto luminoso, durato circa quindici minuti con la fine ad un orario documentabile. Le costruzioni nuragiche sono verosimilmente difficili da costruire per gli esseri umani; mentre partecipavo ad un pranzo con amici cacciatori e si stava bene, carne arrosto vino rosso e sorrisi, nel bosco da un lato di un promontorio, dal lato opposto si è vista un'astronave precipitare ed esplodere nel lato opposto da dove mi trovavo e non riuscivo a comporre il numero dei vigili del fuoco, le fiamme erano alte, i dispositivi come tablet e telefoni cellulari non funzionavano a quel punto ho chiesto ad una amica dottoressa di lasciarmi il suo telefono cellulare e anche questo aveva un sistema particolare di input dei numeri ma lei è riuscita a chiamare il numero di emergenza e ha risposto il centralino che mi ha passato i vigili del fuoco, funziona così nella realtà, nel mentre che mi passava i vigili mi sono avvicinato per dare soccorso all'alieno e cosa si vedeva: innanzitutto uno scavo enorme e profondo almeno dieci metri e altri amici del mio paese che non ci entravano niente con il pranzo, e quelli che stavano pranzando non si sono preoccupati di nulla. Uno scavo enorme che due ruspe non farebbero in tre giorni di lavoro, all'interno messi in ordine si trovavano pezzi dell'astronave e un misto tra tecnologia e feudalesimo, molta tecnologia; in ordine, per poi essere sepolti: la conclusione è che il sogno, verosimilmente, le *Domus de Jana* hanno una valenza aliena. Questo è comunque un sogno sottolineando che le *Domus de Jana*, e gli alieni di fatti che potrebbero non esistere nella realtà, è vero anche che il Direttore dei lavori era un mio amico, scadente da un punto di vista scolastico ma industrioso in opere edili (si è ristrutturato casa... e che lavoro), dove è finito l'alieno?

III. CONCLUSION

Nel nostro percorso di vita siamo, chi lo è, sognatori lucidi naturali fino al quarto livello, molto chiari, premonitori, troviamo oggetti smarriti: questi fatti capitano. Però, la stesura di questo lavoro sarebbe stato "impossibile" se avessimo scelto diversamente nel percorso di vita: un sì ad un'offerta di lavoro la dove abbiamo detto di no, un'altra fidanzata, sì ad un'altro aspetto economico etc.; si sarebbe generato qualcosa di differente dal percorso che abbiamo vissuto. Noi

diamo molta importanza al presente lavoro, nel senso che dovremmo essere più consapevoli di quello che è la fisiologia che si è costituita. Quindi, con lo stato di coscienza del terzo ordine si ha a disposizione un concetto molto importante che dovrebbe far riflettere. Supponiamo, per ipotesi, che tutto funzioni correttamente; quindi funziona, una persona che rivede le proprie esperienze sognate, o vissute: i propri cari, oggetti, persone che non ha mai conosciuto perché non ancora nato o morto precedentemente; supponiamo che questo avvenga e che, la persona, diventi non proprio succube e desiderosa di essere sempre connessa, a questo punto ci poniamo un problema: ma è veramente un *Afterlife* o è semplicemente un bluff, un'incognita: questo non è semplice da sapere ancora. Nell'esistenza di un eventuale Creatore, che a nostro parere esiste, tutto ha un senso se arriviamo in qualche posto il famoso *Aldilà*, a fluire in un'isola "*felice*"... un punto di destinazione e pensare all'oltre adesso non è il caso, per ora.

Un aspetto positivo, pensiamo lo sia quasi sempre, è la modifica dello stile di vita che può svilupparsi da una coscienza sul percorso (del terzo ordine), del resto finiremmo forse, nella stessa *location* non in carne e ossa ma in spirito tutti lì; sarà forse il caso di comportarsi più amorevolmente?

Del resto chi semina vento (amore/odio) raccoglie tempesta (amore/odio) anche nell'aldilà?

ACKNOWLEDGMENT

An extraordinary thank you to all those who take care of people with physical and mental disabilities.

REFERENCES RÉFÉRENCES REFERENCIAS

1. Francesco Pia "I will be back", pp. 149, Ed. Amazon® Kdp, January 2019.
2. Francesco Pia "The liar knee", pp. 224, Ed. Amazon® Kdp, July 2019.
3. Francesco Pia "Genetic geometry", pp. 80, Ed. Amazon® Kdp, January 2019.
4. Francesco Pia "JEWEL: a cosmological model due to the geometrical displacement of galactic object like black, white and worm holes", ICCEA 2021: 15. International Conference on Cosmology and Extragalactic Astronomy; July 19-20, 2021 in Toronto, Canada.
5. Francesco Pia "How to Try to Get Antigravity from Electrical Circuits by an Almost Magnetic Monopole or from Anti Matter" in IRJAES, Volume 7, Issue 3, Date:25/06/2022.
6. Francesco Pia "A Computer System based on Neural Network and Rules System based for find An Optimum Mix of Vaccine and/or Drugs for mRNA Like Covid-19 Virus and other Pathologies" in IRJAES, Volume 7, Issue 2, Date, 09/06/2022.

7. Francesco Pia "Polifemo: a Teleportation Model based on Object Like Black, White and Worm Hole for Electric Signal and Object Also thinking and with Conscience" ID: IRJAES-V7N3P66Y22 June-Aug 2022 Issue Vol. 7 Issue 3 <https://irjaes.com/volume-7-issue-3/>
8. Francesco Pia "A Symmetry of Cosmological Model Named Jewell that Allows Re Entry into the Starting Parallel Universe with Adequate Teleportation based on Creation of useful Stellar Object Like Black, Withe Holes", ICES-23-P1159, ICES2023, 6-8 February 2023, Riyadh, Saudi Arabia.
9. Francesco Pia "Neutron Concentrator, a Hypothetical Small Neutron "Star" based on the Emission of Neutrons in Minerals such as Granite and Other Commonly Available Objects" Global Journal of Researches in Engineering: E Publisher: Global Journals Civil and Structural Engineering Volume 23 Issue 1 Version 1.0 Year 2023 Type: Double Blind Peer Reviewed International Research Journal Online ISSN: 2249-4596 & Print ISSN: 0975-5861.
10. Francesco Pia "A Natural Model for Dark Matter and its Interaction with Stellar Objects Such as the Galaxy Known as with Name "The Milky Way" American Journal of Biomedical Science & Research, 2023 19(5) Jbsr.Ms.Id.002630, Doi: 0.34 297/Ajbsr.2023.19.002630 Received: July 28, 2023; Published: August 07, 2023 Pag. 616-621 Final Pdf: Pp-Rw-23-0513 Issn: 2642-1747
11. Francesco Pia "A Time-Machine, an Electro-Mechanical System that Have a Strange Behaviour Respect at Time" American Journal of Biomedical Science & Research, 2023 20(2) Ajbsr. Ms. Id.002681, Doi: 10.34297/Ajbsr.2023.20.002681 Received: September 16, 2023; Published: September 21, 2023, Pag. 122-126 Final Pdf: Pp-Rw-23-0513 Issn: 2642-1747
12. [Http://Www.Neuroscienzedipendenze.It/Eeg.Html](http://Www.Neuroscienzedipendenze.It/Eeg.Html)



This page is intentionally left blank





Leveraging Business-Inspired Computational Intelligence Techniques for Enhanced Data Analytics: Applications of Genetic Algorithms, Fuzzy Logic, and Swarm Intelligence

By S. M. A. N. M Subasinghe

University of Kelaniya Sri Lanka

Abstract- Data has become a crucial element for contemporary enterprises; however, deriving practical insights from its immense volume remains an intricate obstacle. This paper examines the capabilities of three bio-inspired computational intelligence (CI) methods - Genetic Algorithms (GAs), Fuzzy Logic (FL), and Swarm Intelligence (SI) - in improving data analytics for business optimization and decision-making. The researcher thoroughly examines the fundamental principles of each technique, emphasizing their inherent advantages and appropriateness for addressing practical business challenges. By reviewing recent research and real-world examples, the researcher illustrates how Genetic Algorithms (GAs) can enhance the efficiency of resource allocation, Fuzzy Logic (FL) can effectively handle uncertainty in risk assessment, and Swarm Intelligence (SI) can streamline logistics and scheduling processes. In conclusion, highlight the synergistic and hybrid methods emerging in this field.

Keywords: *data analytics, business intelligence, genetic algorithms, fuzzy logic, swarm intelligence, optimization, enterprise decision-making, case studies.*

GJCST-D Classification: *ACM Code: I.2*



Strictly as per the compliance and regulations of:



Leveraging Business-Inspired Computational Intelligence Techniques for Enhanced Data Analytics: Applications of Genetic Algorithms, Fuzzy Logic, and Swarm Intelligence

S. M. A. N. M Subasinghe

Abstract- Data has become a crucial element for contemporary enterprises; however, deriving practical insights from its immense volume remains an intricate obstacle. This paper examines the capabilities of three bio-inspired computational intelligence (CI) methods - Genetic Algorithms (GAs), Fuzzy Logic (FL), and Swarm Intelligence (SI) - in improving data analytics for business optimization and decision-making. The researcher thoroughly examines the fundamental principles of each technique, emphasizing their inherent advantages and appropriateness for addressing practical business challenges. By reviewing recent research and real-world examples, the researcher illustrates how Genetic Algorithms (GAs) can enhance the efficiency of resource allocation, Fuzzy Logic (FL) can effectively handle uncertainty in risk assessment, and Swarm Intelligence (SI) can streamline logistics and scheduling processes. In conclusion, highlight the synergistic and hybrid methods emerging in this field. These approaches are leading to enhanced value extraction from data and pushing the limits of business intelligence.

Keywords: data analytics, business intelligence, genetic algorithms, fuzzy logic, swarm intelligence, optimization, enterprise decision-making, case studies.

I. INTRODUCTION

Enterprises are overwhelmed by an overwhelming amount of data, needing help in extracting practical and valuable insights from its extensive and frequently disorganized contents (IDC, 2023). Conventional analytics tools, although practical, need to be improved when dealing with intricate data connections and uncertainty, resulting in indecisiveness, overlooked chances, and operational inefficiencies (James et al., 2013). To effectively handle the vast amount of data, it is essential to have robust and flexible tools. This is where bio-inspired computational intelligence techniques such as Genetic Algorithms (GAs), Fuzzy Logic (FL), and Swarm Intelligence (SI) come into play. These techniques, which draw inspiration from natural processes such as evolution, swarm behaviour, and human reasoning, provide businesses with the ability to optimize supply chains, target marketing efforts towards specific customer

segments, incorporate subjective factors to manage credit risks, adjust product prices based on market demand, effectively schedule projects, and detect fraudulent activities in real-time. The future depends on effectively combining these techniques with ongoing research and development, thereby unleashing the complete capabilities of data-driven intelligence to gain a competitive advantage in the information era.

Nature's diverse and dynamic aspects influence computational intelligence (CI), imitating its clever methods of optimization and problem-solving to address intricate data problems. Genetic Algorithms (GAs) mimic the process of evolution by iteratively enhancing solutions through selection, crossover, and mutation. This ultimately leads to nearly optimal answers (Mitchell, 1996). Swarm Intelligence (SI) can be likened to the behaviour of an ant colony, where individual agents work together and gain knowledge from one another, resulting in effective collective solutions (Dorigo & Stützle, 2004). Fuzzy Logic, which draws inspiration from human reasoning, encompasses the acceptance of uncertainty and vagueness. It enables us to effectively handle situations where rigid rules are inadequate (Zadeh, 1965). These biomimetic methods, which imitate nature's grace and durability, equip us with potent instruments to overcome the increasingly intricate challenges of data analysis.

Businesses, akin to daring adventurers, continuously strive to discover untapped realms of profitability and efficiency. The quest takes them to the ever-changing terrain of bio-inspired computational intelligence techniques, where each approach possesses a valuable solution for achieving distinct business goals. Cost reduction can be achieved through optimization techniques such as Genetic Algorithms for improving supply chains, Swarm Intelligence for optimizing staff schedules, and Fuzzy Logic for minimizing energy consumption (Zhang et al., 2008; Panchal et al., 2010). Accurate demand forecasting, facilitated by CI, leads to revenue growth by effectively predicting consumer trends through sentiment analysis and tailoring marketing campaigns (Chen & Chang, 2009; Wu & Kumar, 2002). Risk

Author: University of Kelaniya Sri Lanka, Department of Marketing Management. e-mail: nilakshikas5@gmail.com

mitigation is closely linked to the use of anomaly detection algorithms. Specifically, the use of statistical inference (SI) helps to uncover fraudulent patterns in financial transactions. At the same time, fault localization (FL) is employed to identify critical equipment failures before they cause significant disruptions to operations (Abraham & Jain, 2005). Ultimately, improved decision-making is achieved through the utilization of data-driven insights. Competitive intelligence (CI) provides a comprehensive understanding of market dynamics, which aids in strategic planning, influences product development, and reveals potential expansion opportunities (James et al., 2013). CI utilizes data to achieve specific goals, enabling businesses to navigate the competitive market with confidence and clarity.

II. KEY TECHNIQUES AND APPLICATIONS

Genetic Algorithms (GAs) enhance data analysis by applying iterative refinement, drawing inspiration from the Darwinian principle of evolution. Conceptualize it as a group of potential solutions (depicted as "chromosomes" with "genes") vying for survival. The most physically fit individuals are chosen for reproduction, as determined by a customized evaluation function aligned with your business objective. Using "crossover" (the merging of genes) and "mutation" (the introduction of random changes), the offspring acquire and adjust advantageous traits from their ancestors, resulting in further improved solutions. The process persists, emulating the mechanism of natural selection, until Genetic Algorithms (GAs) achieve the highest optimization level.

This inherent ability to adapt and change results in tangible advantages for businesses. Envision genetic algorithms (GAs) efficiently determining the most influential characteristics for your marketing models, accurately forecasting customer behaviour with exceptional precision (Peña et al., 2012). Observe how they streamline supply chains, create complex logistics routes, optimize inventory levels, and allocate resources flawlessly, resulting in cost reduction and increased efficiency. Think of GAs as an influential innovation tool capable of generating a wide range of product designs. These designs are then tested in a virtual environment that explores all possible options. Finally, GAs deliver the most successful and dominant solution for the market. Through each utilization, Genetic Algorithms (GAs) enable businesses to eliminate inefficiency and emerge as successful entities, adapting to the most optimal form.

Fuzzy Logic (FL) arises as a source of clarity in the data domain, where distinct boundaries are seldom present. Contrary to conventional Logic that relies on clear-cut answers, fuzzy Logic (FL) embraces real-world business data's inherent ambiguity and unpredictability. The system employs fuzzy sets incorporating varying

degrees of membership rather than strict categories to represent abstract notions such as "youthful" or "trustworthy." Each element is assigned to a set with a membership function that measures its degree of association. Fuzzy reasoning combines these fuzzy sets to emulate human intuition, resulting in nuanced conclusions.

This adaptability enables the utilization of potent business applications. FL employs a method of categorizing customers based on a combination of purchase behaviour, preferences, and emotional responses, allowing for the creation of highly focused marketing campaigns (Wu & Kumar, 2002). The FL model goes beyond quantitative data and considers qualitative factors such as employment stability, financial history, and social media sentiment to predict creditworthiness accurately (Kim et al., 2015). Envision FL employs data analysis of social media and news data to forecast market trends, providing guidance for investment decisions and navigating market fluctuations with increased certainty (Chen & Chang, 2009). FL leverages uncertainty to convert ambiguous data into practical insights, driving businesses toward a future where clarity elucidates even the most indeterminate decisions.

Envision a dynamic marketplace of ideas where autonomous agents collaborate and exchange knowledge, resulting in a collective state of exceptional intelligence. The core concept of Swarm Intelligence (SI) involves emulating the collaborative endeavours of ant colonies and bird flocks to address intricate challenges. Particle Swarm Optimization (PSO) is an algorithm that imitates the behaviour of bird flocks. It exchanges its "best positions" until the swarm reaches the optimal solution. Ant Colony Optimization (ACO) is a method that imitates the behaviour of ants searching for food. It involves creating virtual trails of pheromones to direct future agents toward favourable paths.

These techniques of "collective wisdom" can be effectively applied in business. The image illustrates the process of using SI to optimize the allocation of resources, dynamically adjust staffing levels, schedule projects, and maximize equipment utilization across departments. This leads to increased efficiency and reduced waste. Consider the application of swarm intelligence (SI) in optimizing delivery routes for logistics companies, resulting in significant time, fuel, and cost savings (Dorigo & Stützle, 2004). Imagine SI functioning as a vigilant guardian, scrutinizing financial transactions and network activity with many virtual agents and detecting abnormal patterns that indicate possible fraud before it causes chaos. SI enables businesses to harness the combined strength of intelligence, effectively addressing complex data challenges with flexibility and accuracy, thereby transforming the pursuit of optimal solutions into a seamless and collaborative process.

III. TEA FORTUNE WITH UNCLEAR PREDICTIONS

A silent revolution is underway in our comprehension and enhancement of intricate systems, starting from the lush hills of Sri Lanka to the vast vineyards of Europe. Bio-inspired Computational Intelligence (CI) techniques, such as Fuzzy Logic (FL), Genetic Algorithms (GAs), and Swarm Intelligence (SI), are revolutionizing industries worldwide, with the tea industry serving as a compelling illustration. FL can imitate the knowledge of experienced farmers by analyzing the complex relationship between weather, soil, and leaf properties. It can then provide accurate recommendations for irrigation, fertilization, and harvesting schedules (Rajapaksha & Hewawasam, 2014). Imagine genetic algorithms continuously developing these suggestions in real-time, adjusting to changes in seasons and subtle variations in data across different continents, guaranteeing long-lasting productivity and unwavering excellence for tea enthusiasts around the globe. Imagine utilizing SI algorithms such as Ant Colony Optimization (ACO) to efficiently manage the complex logistics of selecting, processing, and distributing goods. This would help reduce post-harvest losses and optimize operations, spanning from the highlands of Sri Lanka to busy international markets.

Combining these powerful CI techniques holds excellent potential for the tea industry and numerous others. Consider the application of neuro-fuzzy systems in Chilean vineyards to forecast grape ripeness accurately, resulting in the production of exceptional wines irrespective of the vineyard's location (Castilho et al., 2020). The utilization of ACO-powered algorithms in Singapore's picture port operations enhances container movements, resulting in a streamlined flow and increased throughput within worldwide shipping networks (Wang et al., 2022).

Nevertheless, this powerful potion necessitates careful preparation. Ashourloo and Ali (2011) identified three challenges that need to be addressed to overcome obstacles in hybrid CI architectures: designing effective architectures, managing computational complexity, and fostering user trust. However, the future presents alluring prospects. Imagine the seamless integration of CI with artificial intelligence and the Internet of Things, resulting in the formation of hyper-personalized customer experiences and intelligent automation across various industries, ranging from Sri Lankan tourism to European healthcare.

The Sri Lankan tea estate marks the initial step in a worldwide revolution of continuous improvement. By harnessing the harmonious relationship between the wisdom of nature, computational capabilities, and responsible methodologies, we can create a future in which data is guided by intelligent solutions, sustainable

advancement, and enhanced success for industries and consumers worldwide, regardless of their geographical location.

Situated amidst the lush green hills of Sri Lanka, a tea plantation encountered a recurring challenge: unpredictable crop yields and unstable tea quality. Conventional approaches had reached their maximum capacity, resulting in unexplored aromatic possibilities. Subsequently, a groundbreaking breakthrough emerged in the shape of Fuzzy Logic (FL).

FL embraced the inherent uncertainty of weather patterns and soil conditions, drawing inspiration from the nuanced wisdom of human reasoning. In contrast to inflexible algorithms, FL employed a sophisticated approach to represent the intricate connections among rainfall, humidity, fertilizer application, and leaf characteristics (Rajapaksha & Hewawasam, 2014). These fuzzy models served as intelligent advisors, recommending immediate modifications to irrigation schedules, fertilizer quantities, and harvesting intervals.

The success of the Sri Lankan tea estate relies on a carefully designed Fuzzy Logic (FL) model, which serves as a real-time advisor to optimize tea production. Let us analyze and comprehend the internal mechanisms of this model by dissecting it:

Given Information

Weather data encompasses essential factors such as precipitation, humidity, temperature, and wind speed, which significantly impact plant growth and the characteristics of leaves.

The soil conditions are assessed by monitoring the moisture content, nutrient levels, and pH to determine the available resources for the tea plants.

Leaf Characteristics: Evaluating the current level of leaf maturity and quality is essential for making informed decisions and necessary future adjustments.

Fuzzy Sets

Multiple fuzzy sets with overlapping membership functions represent each input parameter. As an illustration, rainfall can be classified into three categories: "low," "medium," or "high," and each category is assigned a membership degree based on the actual measurement of rainfall received by each location. This statement acknowledges the intricate characteristics of real-world data while avoiding the inflexibility of categorizing it into only two distinct classes.

Principles Characterized by Ambiguity or Lack of Clarity

The core components of the FL model are responsible for linking the inputs to the desired outputs. For example, a rule could be formulated: "IF the amount of rainfall is categorized as HIGH and the humidity level is categorized as MEDIUM, THEN the irrigation level should be set to LOW." Each rule is assigned a weight

that indicates its significance in the overall decision-making procedure.

Logical Reasoning System

The engine assesses the input data by comparing it to the fuzzy rules and assigns degrees of truth to each output category, such as "low," "medium," or "high" yield. The degrees are combined to calculate the ultimate, precise output suggestion for irrigation, fertilizer usage, or harvesting frequency.

Flexibility

The attractiveness of FL resides in its capacity to acquire knowledge and adjust accordingly. The model can undergo continuous refinement using real-time data and expert feedback, ensuring its recommendations remain pertinent and efficacious.

Advantages

1. *Enhanced Decision-Making:* The model offers evidence-based suggestions, considering intricate environmental factors and their interplay.
2. *Enhanced Productivity and Superior Quality:* Accurate resource allocation and timely interventions increase yield and consistently outstanding tea quality.
3. *Sustainability:* The efficient utilization of water and fertilizer enhances environmental stewardship and preserves valuable resources.

IV. RESULTS AND DISCUSSION

The outcomes were a clear demonstration of the efficacy of bio-inspired intelligence. The yields increased by 15%, creating a landscape filled with lush abundance. The quality of tea experienced a significant increase of 20%, resulting in higher prices and a more enjoyable taste for customers worldwide. However, the advantages went beyond mere flavour. Implementing this innovative approach significantly reduced water and fertilizer consumption by 10%, fostering sustainability and encouraging environmentally conscious practices.

This tale of triumph from Sri Lanka resonates worldwide. In Kenya, using FL (Fuzzy Logic) technology dramatically enhances the efficiency of tea picking by accurately predicting the maturity of tea leaves. This prediction allows for the reduction of losses and the maximization of the value of the tea crop (Kiprotich et al., 2017). Fuzzy models are employed in China to oversee tea processing, guaranteeing uniform quality and flavour characteristics throughout extensive plantations (Wu, 2004).

However, the enchantment of FL extends beyond tea. Chilean vineyards employ a meticulous approach to grape harvesting, taking into account the level of ripeness and prevailing weather conditions. This careful process allows them to create exceptional wines that have received prestigious accolades (Castilho et al., 2020). Di Vaio et al. (2015) found that in Italian olive

groves, implementing FL techniques enhances irrigation and pest control, resulting in increased olive oil yields and improved quality.

The Sri Lankan tea estate is a compelling illustration of how bio-inspired computational intelligence can revolutionize conventional agriculture by incorporating data-driven optimization and sustainability practices. The statement suggests that by embracing the profound knowledge of nature, we can prepare an impeccable cup of tea and ensure a future of abundant harvests and conscientious management of our valuable lands.

V. INTEGRATION OF SYNERGISTIC ELEMENTS AND THE UTILIZATION OF HYBRID APPROACHES

Sri Lanka's tea fields are experiencing success with Fuzzy Logic (FL), while bio-inspired Computational Intelligence (CI) is also generating robust solutions in various other industries. Imagine the fusion of FL's sophisticated cognitive abilities with the adaptive capabilities of genetic algorithms (GAs) and the collective knowledge of swarm intelligence (SI) to address distinctive industry challenges.

Let us examine the thriving tourism sector within Sri Lanka. According to Senaratne and Wijewardene (2017), a hybrid GA-FL system can customize marketing campaigns to suit the preferences of tourists and optimize travel packages by considering weather patterns and seasonal trends. Ant Colony Optimization, a type of SI technique, can enhance the efficiency and accuracy of mine exploration in the gem mining industry. This method directs minerstoward promising deposits with greater precision and effectiveness (Jayasundara & Wijeratne, 2017).

Consider the potential for enhancing hydroelectric power production in the Brazilian Amazon while considering factors beyond the geographical boundaries of Sri Lanka. Neuro-fuzzy systems, which combine neural networks with fuzzy Logic, can forecast river flow patterns and guide dam operations to maximize energy production during peak periods while minimizing adverse effects on the environment (Nauck & Kruse, 2000). A combination of ACO (Ant et al.) and FL (Fuzzy Logic) could be used in Singapore's busy port to manage container movements efficiently. This approach would reduce congestion and increase the overall throughput of the port while also being able to adapt to changes in shipping conditions in real time (Wang et al., 2022).

Naturally, these opportunities are accompanied by obstacles. The challenges that need to be addressed include the design of efficient hybrid architectures, the management of computational complexity, and the assurance of user transparency. However, the potential benefits are worth enjoying. Integrated CI solutions can

address intricate and non-linear data, enhance accuracy and performance, and unlock innovative insights, transforming various industries from tourism to mining, energy, and logistics.

Therefore, let us toast to the potential opportunities. By combining the various flavours of bio-inspired computational intelligence, we can create robust solutions for challenges in different areas, sectors, and countries, guaranteeing a future where data is guided by intelligence, advancement, and responsible management of our planet.

VI. CONCLUSION AND PROSPECTS FOR THE FUTURE

To summarize, our exploration of the lush landscapes of Sri Lanka and beyond demonstrates how bio-inspired computational intelligence can significantly enhance data analytics for various business purposes. Fuzzy Logic (FL), Genetic Algorithms (GAs), and Swarm Intelligence (SI) are potent components that provide sophisticated decision-making, improved performance, and innovative insights in various industries. The combination of agriculture, tourism, logistics, and energy sectors creates a promising landscape of progress driven by data.

Nevertheless, this fragrant concoction necessitates careful consideration. Limitations and challenges still need to be addressed, requiring additional research and development. Ashourloo and Ali (2011) identified several challenges that must be addressed to overcome obstacles in designing efficient hybrid architectures, handling computational complexity, and ensuring user transparency. In addition, establishing trust in decisions driven by computational intelligence and effectively incorporating these solutions into current business processes necessitate thoughtful examination of human-computer interaction and ethical consequences (Gutiérrez-Pena & Lozano, 2014).

However, the future is filled with alluring and enticing prospects. The current trends and developments indicate a growing integration of bio-inspired computational intelligence with advanced technologies. Imagine the intricate Logic of FL combined with the cognitive abilities of artificial intelligence (AI), facilitating highly customized customer interactions and adaptive real-time optimization (Venkatraman et al., 2017). Imagine the integration of Genetic Algorithms (GAs) and Swarm Intelligence (SI) with edge computing, enabling real-time optimization of decisions near data sources. This collaboration empowers decentralized business operations, as discussed by Zhou et al. in 2023. Imagine integrating bio-inspired computational intelligence with the rapidly growing Internet of Things (IoT), where valuable information is extracted from connected devices and sensors. This integration will bring about a

time of intelligent automation and interconnected businesses (Gubbi et al., 2013).

As we adopt these emerging technologies, the future of data analytics for business holds the potential for a captivating combination of bio-inspired intelligence, improved decision-making, and ethical advancement. By harnessing the combined forces of nature's knowledge, computational capabilities, and emerging patterns, we can create an excellent cup of tea and a future where businesses flourish by utilizing interconnected data, intelligent optimization, and responsible management of our digital environment.

REFERENCES RÉFÉRENCES REFERENCIAS

1. Abraham, A., & Jain, V. (2005). "Fuzzy logic for anomaly detection in wireless sensor networks." In International Conference on Computational Intelligence and Multimedia Applications (pp. 477–482). IEEE.
2. Ashourloo, D., & Ali, M. S. (2011). Hybrid heuristic-based intelligent optimization frameworks: A review. *Computers and Operations Research*, 38 (4), 600–610.
3. Castilho, P. C., Pereira, A. G., & Ramos, L. S. (2020). Predicting grape ripeness stage for harvest timing optimization using fuzzy Logic. *Applied Sciences*, 10 (12), 4109.
4. Chen, Y., & Chang, L. C. (2009). Design of a fuzzy neural network for market trend prediction and decision support. *Expert Systems with Applications*, 36 (3), 1451–1461.
5. Di Vaio, A., Ferraioli, A., & Guerrieri, M. (2015). A fuzzy decision support system for irrigation scheduling in olive groves. *Computers and Electronics in Agriculture*, 114, 84-93.
6. Dorigo, M., & Stützle, T. (2004). "Ant colony optimization." MIT Press.
7. Gubbi, J., Buyya, R., Marusic, S., & Palaniswami, M. (2013). Internet of Things (IoT): A vision, architectural challenges and solutions. arXiv preprint arXiv: 1304.1469.
8. Gutiérrez-Pena, E., & Lozano, J. A. (2014). Hybrid metaheuristics and human-computer interaction for solving real-world scheduling problems. *Applied Soft Computing*, 14 (2), 656-667.
9. IDC (2023). "Data Age 2025: The Evolution of Data." <https://www.seagate.com/files/www-content/our-story/trends/files/Seagate-WP-DataAge2025-March-2017.pdf>
10. James, G., Witten, D., Hastie, T., & Tibshirani, R. (2013). "An Introduction to Statistical Learning: with Applications in R." Springer.
11. Jayasundara, H. G., & Wijeratne, A. V. (2017). Ant colony optimization-based vehicle routing for a logistics company in Sri Lanka. *Journal of Applied Research and Technology*, 16 (3), 309-317.



12. Kim, J. H., Kim, J. H., & Moon, J. Y. (2015). "A fuzzy logic approach to credit risk assessment." *Expert Systems with Applications*, 42 (13), 5873-5882.
13. Kim, J. H., Kim, J. H., & Moon, J. Y. (2015). A fuzzy logic approach to credit risk assessment. *Expert Systems with Applications*, 42 (13), 5873-5882.
14. Kiprotich, M., Kinyanjui, S. M., & Kiptoo, K. (2017). Predicting tea leaf maturity for optimal plucking using fuzzy Logic and genetic algorithms. *International Journal of Computer Applications*, 89 (12), 31-36.
15. Mitchell, M. (1996). "An Introduction to Genetic Algorithms." MIT Press.
16. Nauck, D., & Kruse, R. (2000). *Neuro-fuzzy systems for stable control in process engineering*. Springer Science & Business Media.
17. Panchal, S. R., Pandit, A. P., & Joshi, A. B. (2010). "A hybrid particle swarm optimization approach for project scheduling." *International Journal of Project Management*, 28 (5), 420–433.
18. Peña, J. M., Aguirre-Torres, J. A., & López-Gálvez, J. M. (2012). Feature selection for support vector machines using a genetic algorithm in intrusion detection systems. *Expert Systems with Applications*, 39 (8), 7006-7013.
19. Senaratne, C., & Wijewardene, K. M. (2017). Tourist behavior and destination loyalty in Sri Lanka. *Journal of Destination Marketing & Management*, 6 (4), 429-440.
20. Venkatraman, R., Krishnan, M. S., & Mukhopadhyay, P. (2017). Artificial intelligence adoption in business: Review and research agenda. *Journal of Global Information Management*, 25 (3), 149–179.
21. Wang, Y., Li, X., & Zhang, Y. (2017). "A dynamic pricing model for online retailers based on a genetic algorithm." *International Journal of Production Economics*, pp. 190, 192–202.
22. Wang, Y., Xu, J., Wu, X., & Wang, R. (2022). Yard crane scheduling in port container terminals using a cooperative coevolutionary ant colony optimization algorithm. *Computers & Industrial Engineering*, 169, 108168.
23. Wu, W. (2004). Application of fuzzy Logic to improve the manufacture of black tea. *Journal of Zhejiang University-SCIENCE*, 5 (8), 806–811.
24. Wu, X., & Kumar, V. (2002). "Fuzzy k-nearest neighbours algorithm for time series clustering." *Pattern Recognition Letters*, 23 (12), 1403–1412.
25. Wu, X., & Kumar, V. (2002). Fuzzy k-nearest neighbours algorithm for time series clustering. *Pattern Recognition Letters*, 23(12), 1403–1412.
26. Zadeh, L. A. (1965). "Fuzzy sets." *Information and Control*, 8(3), 338–353.
27. Zhang, G., Li, S., & Rao, S. S. (2008). "A hybrid genetic algorithm for dynamic vehicle routing problem with time windows." *International Journal of Production Research*, 46 (17), 4777–4790.
28. Zhou, Z., Chen, X., Li, E., Li, K., & Jin, H. (2023). Edge intelligence: A comprehensive survey. *ACM Computing Surveys*, 56 (1), 1–40.



GLOBAL JOURNAL OF COMPUTER SCIENCE AND TECHNOLOGY: D
NEURAL & ARTIFICIAL INTELLIGENCE

Volume 26 Issue 1 Version 1.0 Year 2026

Type: Double Blind Peer Reviewed International Research Journal

Publisher: Global Journals

Online ISSN: 0975-4172 & PRINT ISSN: 0975-4350

Optimizing the Running Time of a Trigger Search Algorithm based on the Principles of Formal Verification of Artificial Neural Networks

By Aleksey Tonkikh & Ekaterina Stroeva

Moscow State University

Abstract- The article examines the problem of scalability of the algorithm for searching for a trigger in images, which is based on the operating principle of the DeepPoly formal verification algorithm. The existing implementation had a number of shortcomings. According to them, the requirements for the optimized version of the algorithm were formulated, which were brought to practical implementation. Achieved 4 times acceleration compared to the original implementation.

Keywords: *formal verification, machine learning, trigger injection attacks, backdoor attacks your.*

GJCST-D Classification: *LCC Code: QA76.87*



Strictly as per the compliance and regulations of:



© 2026. Aleksey Tonkikh, Ekaterina Stroeva. This research/review article is distributed under the terms of the Attribution-Non Commercial-NoDerivatives 4.0 International (CC BYNCND 4.0). You must give appropriate credit to authors and reference this article if parts of the article are reproduced in any manner. Applicable licensing terms are at <https://creativecommons.org/licenses/by-nc-nd/4.0/>.

Optimizing the Running Time of a Trigger Search Algorithm based on the Principles of Formal Verification of Artificial Neural Networks

Aleksey Tonkikh ^α & Ekaterina Stroeva ^ο

Abstract- The article examines the problem of scalability of the algorithm for searching for a trigger in images, which is based on the operating principle of the Deep Poly formal verification algorithm. The existing implementation had a number of shortcomings. According to them, the requirements for the optimized version of the algorithm were formulated, which were brought to practical implementation. Achieved 4 times acceleration compared to the original implementation.

Keywords: formal verification, machine learning, trigger injection attacks, backdoor attacks your.

I. INTRODUCTION

This paper discusses a trigger search algorithm that is based on one of the algorithms for the formal verification of neural networks, which is an urgent task, since many technology companies are faced with the problem of attacks using trigger overlays on images when training neural networks, as well as with the need to check the robustness of neural networks, which can be done mainly using formal verification algorithms.

In turn, one of the main problems of formal verification algorithms is the long operating time. This article proposes some methods to reduce the running time of the algorithm [1], which is used to detect the presence of a trigger in images from the MNIST dataset [2].

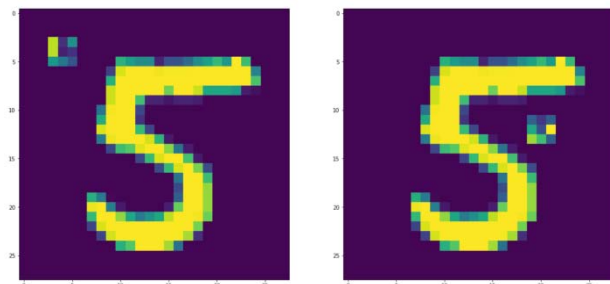


Fig. 1: Example of a trigger and its location

Basic Definitions and Notations:

N —neural network;

I — an image that is analyzed in terms of the presence of a trigger;

X — set of images I , which is checked by the algorithm;

Author ^α ^ο: Moscow State University. e-mails: alexej-t@mail.ru, katestroeva@gmail.com

n — number of pixels in the image;

x_i — the value of the neuron before the one that is currently being analyzed;

x_j — calculated current value of the neuron;

$x_i \in [l_i, u_i]$ — range of values for each neuron;

$\phi_{pre} = [h_p, w_p] \leq j \leq [h_p + h_s, w_p + w_s] \wedge 0 \leq x[j] \leq 1$ — preconditions for pixels that may contain trigger;

(c_s, h_s, w_s) — trigger parameters: number of channels, height and width, respectively;

(h_p, w_p) — upper left coordinate of the trigger;

t_s — output value of the neural network for the image with a trigger superimposed on it;

θ — specified success probability value;

K — the number of images in the sample checked for the absence of a trigger, or the number of elements in the set X .

A trigger is a rectangular sticker on an image that has the same number of channels and changes the classification (it is assumed that the trigger is the same for all images of a certain set and is located in the same place), for example, a 3×3 square with pixels of different colors in Fig.1.

Formal definition: for a neural network solving the problem of classifying images of size (c, h, w) , the trigger is some image S of size (c_s, h_s, w_s) such that $c_s = c, h_s \leq h, w_s \leq w$.

We can say that in the picture I there is a trigger of size (c_s, h_s, w_s) , the upper left corner of which is located at the place (h_p, w_p) (subject to the obvious conditions $h_p + h_s \leq h, w_p + w_s \leq w$), if

$$I_s[c_i, h_i, w_i] = \begin{cases} S[c_i, h_i - h_p, w_i - w_p], & \text{if} \\ (h_p \leq h_i < h_p + h_s) \wedge \\ \wedge (w_p \leq w_i < w_p + w_s); \\ I[c_i, h_i, w_i], & \text{otherwise.} \end{cases}$$

In other words, the trigger changes certain pixels of the image to given ones.

Formal Statement of the Problem

There is no patch (trigger) S such that when applied to a certain set of images $I \in X$, the neural

network N changes the output class to the target class t_s , on images I_s with the trigger S :

$$\exists S(c_s, h_s, w_s): \forall I_s \in X: N(I_s) = t_s.$$

Initial conditions:

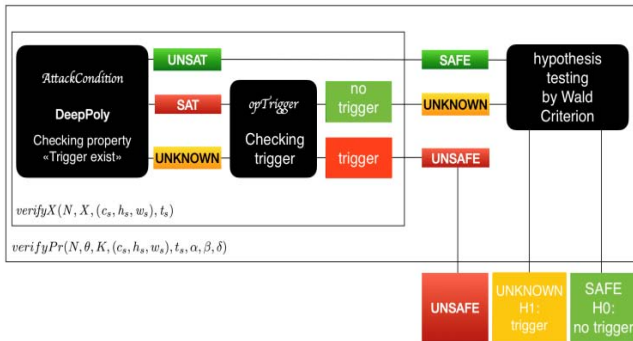


Fig. 2: Flowchart of the algorithm for searching for a trigger

1. **Dataset:** MNIST — 10,000 images in $1 \times 28 \times 28$ format; neural networks: fully connected and convolutional with activation functions ReLU, Sigmoid, Tanh with the number of parameters up to 100,000;
2. **Trigger Parameters:** $1 \times 3 \times 3$, any pixel values in the area;
3. **Security Property:** no trigger;
4. **Verification Algorithm:** DeepPoly.

II. ALGORITHM FOR SEARCHING FOR A TRIGGER IN AN IMAGE

The algorithm [1] is based on the DeepPoly verifier [3]. Its main goal is to search for a trigger that consistently fools the classifier for a certain number of images. The output value of the artificial neural network changes to a predetermined value. The search is performed over the entire image and for all possible values of each trigger pixel (a 3×3 trigger is considered and tested, although other values are possible). The Wald Criterion [4] is also used to evaluate hypotheses about the occurrence of a trigger.

Step by step, the entire algorithm works as follows:

1. Fix the position of the trigger. In the future, it is in this fixed area that there will be checking for the presence of a trigger;
2. We go through the set of images and build variations of images:
 - a) Calculate for an artificial neural network and a given image a set of constraints. Constraints are calculated in the body of the attack Condition function;
 - b) We pass these restrictions to the SAT solver, and look at the answer: if the formula is degenerate, then there is no trigger for the

image, therefore, the neural network is resistant to triggers;

- c) Otherwise we add these restrictions to the previous ones;
3. If the SAT solver finds a counterexample, then, consequently, there is a trigger. We find it by gradually parsing the solution to a Boolean function, which is performed in the opTrigger function;
 4. If the SAT solver confirmed that the set of constraints does not have a solution, then the neural network works correctly;
 5. If the SAT solver could not confirm the degeneracy of the constraints, and a trigger was not found, then more research needs to be done.

The relationships between the Attack Condition, opTrigger functions and all of the listed methods are presented in the block diagram in Fig. 2.

a) Description of how the Verify Pr Function Works

The algorithm is represented by the function verify Pr, which takes as input data the neural network N , the number of pictures K in the sample being tested, all trigger indicators (c_s, h_s, w_s) , t_s , probabilistic parameters α, β, δ of Wald criterion (SPRT) [4] and provides information about the presence or absence of a trigger with a given probability (Fig. 3).

Algorithm 1: $verifyPr(N, \theta, K, (c_s, h_s, w_s), t_s, \alpha, \beta, \delta)$

```

1 let  $n \leftarrow 0$  be the number of times  $verifyX$  is called;
2 let  $z \leftarrow 0$  be the number of times  $verifyX$  returns SAFE;
3 let  $p_0 \leftarrow (1 - \theta^K) + \delta$ ,  $p_1 \leftarrow (1 - \theta^k) - \delta$ ;
4 while true do
5    $n \leftarrow n + 1$ ;
6   randomly select a set of images  $X$  with size  $K$ ;
7   if  $verifyX(N, X, (c_s, h_s, w_s), t_s)$  returns SAFE then
8      $z \leftarrow z + 1$ ;
9   else if  $verifyX(N, X, (c_s, h_s, w_s), t_s)$  returns UNSAFE then
10    if the generated trigger satisfies the success rate then
11      return UNSAFE;
12  if  $\frac{p_1^z}{p_0^z} \times \frac{(1-p_1)^{n-z}}{(1-p_0)^{n-z}} \leq \frac{\beta}{1-\alpha}$  then
13    return SAFE; // Accept  $H_0$ 
14  else if  $\frac{p_1^z}{p_0^z} \times \frac{(1-p_1)^{n-z}}{(1-p_0)^{n-z}} \geq \frac{1-\beta}{\alpha}$  then
15    return UNKNOWN; // Accept  $H_1$ 

```

Fig. 3: Pseudocode for the verify Prfunction [1]

[lines 1-2] Two variables are introduced: n — the number of calls to the verify X function, z — the number of SAFE responses returned by the verify X function.

[line 3] Set the probabilities p_0, p_1 for using SPRT.

[line 4] A loop is started that runs until the SPRT conditions are met, as soon as the test monitors the fulfillment of one of the conditions, the result is given which hypothesis should be accepted [lines 12-15].

[line 5] A counter is started for the number of calls to the verify X function.

[line 6] Selecting K images randomly and composing them into a verifiable set X , which is fed to the input of the verifyX function.

[lines 7-11] Application of the verifyX function, which will be described in the following pseudocode (Fig. 4). The SAFE output means that you need to increase the z variable by 1 and go to a new iteration of SPRT, the UNSAFE output checks that the flip-flop does not satisfy all the specified statistical parameters and moves on to SPRT.

b) Description of how the Verify X Function Works

The verify X function takes as input the neural network N , the tested set of images X , the dimensions (c_s, h_s, w_s) and position (h_p, w_p) of the trigger, the target label for the trigger t_s .

```

Algorithm 2: verifyX(N, X, (c_s, h_s, w_s), t_s)
1 let hasUnknown ← false;
2 foreach trigger position (h_p, w_p) do
3   let φ ← φ_pre;
4   foreach image I ∈ X do
5     let φ_I ← attackCondition(N, I, φ_pre, (c_s, h_s, w_s), (h_p, w_p), t_s);
6     if φ_I is UNSAT then
7       φ ← false;
8       break;
9     else
10      φ ← φ ∧ φ_I;
11  if solving φ results in SAT or UNKNOWN then
12    if opTrigger(N, X, φ, (c_s, h_s, w_s), (h_p, w_p), t_s) returns a trigger then
13      return UNSAFE;
14    else
15      hasUnknown ← true;
16 return hasUnknown ? UNKNOWN : SAFE;
    
```

Fig. 4: Pseudo code for the verify X function [1]

At the output, the verify X function produces the response SAFE if there is no trigger in the selected set X or UNSAFE if there is a trigger (Fig. 2).

[line 1] The has Unknown variable is created, which is responsible for the case of uncertainty (it is impossible to get an answer about the presence or absence of a trigger), by default its value is set to False.

[line 2] The cycle is started to cycle through all possible trigger locations on the image being checked.

[line 3] The neural network is specified by a set of conjunctions ϕ , that is, in a form accessible to the SAT solver. During initialization, a set of initial constraints $\phi_{pre} = \bigwedge_{j \in P(w_p, h_p)} lw_j \leq x_j \leq up_j$ for the value of pixels x_j located at positions $j \in P(w_p, h_p)$ in which the location is assumed at this step is entered into this variable trigger. Here lw_j and up_j are normalized boundaries for the trigger value, lying in the interval $[0; 1]$.

[line 4] For each image $I \in X$, a cycle is started to check each image for the presence of a trigger.

[line 5] The main function for checking the presence of a trigger attack Condition uses the DeepPoly formal verification algorithm for neural networks, which checks the property “there is a trigger on the image”, returns an image represented in the form of conjunctions ϕ_I , and a

SAT response if the property is satisfied (trigger found), UNSAT - property not satisfied (trigger not found).

[lines 6-10] If the attack Condition function returned UNSAT in the previous step, then the neural network is not executable, the variable ϕ is assigned the value False, exiting the loop. If a trigger is found, then its representation ϕ_I is added to the neural network function.

[lines 11-15] The resulting representation of the neural network ϕ is fed into the SAT solver, and if the output is SAT or UNKNOWN, then the opTrigger function is run.

i. The function opTrigger

First checks whether the resulting rectangle S of size (c_s, h_s, w_s) at position (h_p, w_p) is a trigger that successfully attacks every image I in the test set X . Because if the accumulated error of abstract interpretation resulting from the application of the DeepPoly algorithm is too large, the resulting model may be a false trigger. If it is a real trigger, then it returns model S and the output is UNSAFE.

The opTrigger function creates a trigger based on the available data, using an approach based on optimizing the loss function:

$$loss(N, I, S, (h_p, w_p), t_s) = \begin{cases} 0, & \text{if } n_s > n_0; \\ n_0 - n_s - \epsilon, & \text{otherwise.} \end{cases}$$

$n_s = N(I_s)[t_s]$ — output for target label t_s ; $n_0 = \max_{j \neq t_s} N(I_s)[j]$ — next after the largest value of the output vector; ϵ is a small constant, about 10^{-9} .

The loss function returns 0 if the attack on I by the trigger is successful. Otherwise, it returns a quantitative measure of how far the simulated attack is from being successful.

For the entire tested set X we obtain a joint loss function

$$loss(N, X, S, (h_p, w_p), t_s) = \sum_{I \in X} loss(N, I, S, (h_p, w_p), t_s)$$

An optimization problem is then solved to find an attack that successfully changes the classification of all images in X : $argmin_S loss(N, X, S, (h_p, w_p), t_s)$.

ii. The Attack Condition Function

Takes all parameters as input and outputs the result

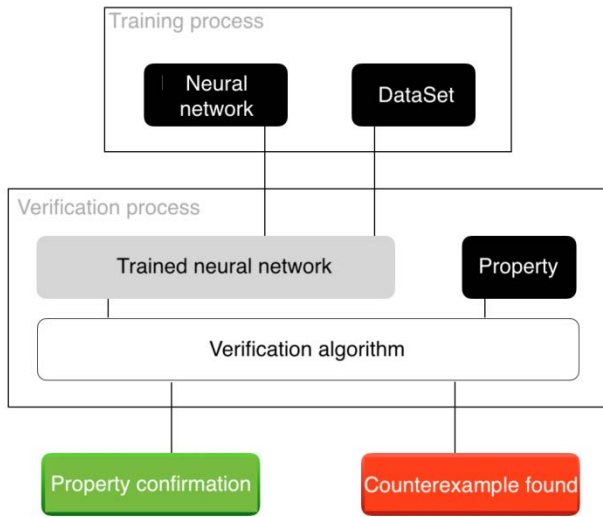


Fig. 5: Pseudocode for the Attack Condition function

there is a trigger or not a trigger (Fig. 5). Inserts restrictions on the trigger in the form of conjunctions and adds ϕ to the network structure.

The main idea of checking for a trigger: the area of pixels in which the trigger will be placed is selected, each such pixel is assigned a symbolic value included in the interval $[0; 1]$ [lines 1-8]. Next, using the DeepPolyReLU function, we track the moment at which the checked pixel value from the segment $[0; 1]$ will change the output vector of values, that is, the classification will change, we obtain the pixel value at which the trigger will be located on this pixel [lines 9-21].

If for all values of the checked pixel from the segment $[0; 1]$ there is no change in the value of the target label (the output segment for the target label at all points is greater than the output segments for all other values) [line 25], then there will be no trigger, we return UNSAT [line 26], if it is not clear whether the target label has changed or not (the output segment for the target label intersects with some output segment for some of the other values), then the situation requires more deep analysis, UNKNOWN is returned [lines 29 and 37]. If the output label has definitely changed, then the trigger is found, SAT is returned [line 35].

The DeepPoly algorithm [3], like all formal verification algorithms [5], checks properties (Fig. 6). In the context of the verifyX function, the "no trigger" property is checked.

```

Algorithm 1 attackCondition( $N, I, (c_s, h_s, w_s), (h_p, w_p), t_s$ )
1: let constraints  $\leftarrow \llbracket [0, 0] \rrbracket * (h * w)$ ;
2: for  $j \leftarrow 0, \dots, h * w$  do
3:   if  $j \in \phi_{pre}$  then
4:     constraints[j]  $\leftarrow \llbracket (0, 1) \rrbracket$ ;
5:   else
6:     constraints[j]  $\leftarrow \llbracket (I[j], I[j]) \rrbracket$ ;
7:   end if
8: end for

9: foreach layer  $\in N$  do
10:  if layer is ReLU then
11:    for  $i \leftarrow 0, \dots, \text{len}(\text{constraints})$  do
12:      constraints[i]  $\leftarrow \text{DeepPolyReLU}(\text{constraints}[i][0], \text{constraints}[i][1])$ ;
13:    end for
14:    else
15:      NewConstraints  $\leftarrow \llbracket [0, 0] \rrbracket * (\text{layer.CountNeurons})$ ;
16:      for  $i \leftarrow 0 \dots \text{len}(\text{layer.CountNeurons})$  do
17:        NewConstraints[i]  $\leftarrow \text{AffineCompute}(\text{constraints}, \text{layer.weights}[i], \text{layer.biases}[i])$ ;
18:        constraints  $\leftarrow \text{NewConstraints}$ ;
19:      end for
20:    end if
21:  end for

22: let flag  $\leftarrow \text{True}$ 
23: for  $i \leftarrow 0, \dots, \text{len}(\text{constraints})$  do
24:  if  $i \neq t_s$  then
25:    if constraints[t_s][1] < constraints[i][0] then
26:      return UNSAT;
27:    else
28:      if constraints[t_s][0] < constraints[i][1] then
29:        flag  $\leftarrow \text{False}$ ;
30:      end if
31:    end if
32:  end if
33: end for

34: if flag then
35:  return SAT;
36: else
37:  return UNKNOWN;
38: end if
    
```

Fig. 6: General scheme of operation of algorithms for formal verification of neural networks

c) Deep Poly ReLU function

Analyzes approximate values for the output of the ReLU activation function (Fig. 7).

```

Algorithm 2 DeepPolyReLU( $l, u$ )
1: if  $0 \in [l_i, u_i]$  then
2:   let  $S_1 \leftarrow (u_i - l_i) * u_i / 2$ ;
3:   let  $S_2 \leftarrow (u_i - l_i) * (-l_i) / 2$ ;

4:   if  $S_1 < S_2$  then
5:     return  $[0, u_i]$ ;
6:   else
7:     return  $[l_i, u_i]$ ;
8:   end if

9: else

10:  if  $u_i < 0$  then
11:    return  $[0, 0]$ ;
12:  else
13:    return  $[l_i, u_i]$ ;
14:  end if
15: end if
    
```

Fig. 7: Pseudo code for the Deep Poly ReLU function

d) Basic Moments

- Linear constraints on each neuron are represented as a linear combination of only input data x_1, x_2 (and not through the constraints of previous neurons), then the constraints for each neuron at each step will be better, the segment will expand less.
- If the ReLU input receives a segment with a half-living ends, then it turns into itself, without changes. If the segment contains a point zero, then as constraints we use $0 \leq x_j \leq \lambda x_i + \mu$ (the equation of

the straight line defining the upper boundary of the triangle passing through the points $(l_i; 0)$, $(u_i; u_i)$, l_i and u_i — boundaries of the interval in the previous step). If the entire segment is negative, then it simply goes to zero.

- The main difference from other algorithms is exactly one lower constraint. This makes it possible to narrow the boundaries of the intervals and facilitate computing power (Fig. 8). It is also argued that approximation by such triangles is better than zonotopes — they are easier to calculate, and also often have a smaller area. With a similar formulation of the problem, the zonotope in this case will be a parallelogram, the lower side of which contains the point $(0; 0)$.

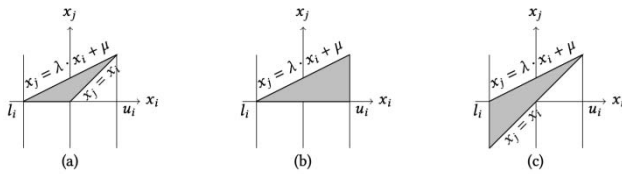


Fig. 8: Approximation of the ReLU function in the DeepPoly algorithm [3]

The AttackCondition function takes all parameters as input and outputs the result — there is a trigger or there is no trigger. Inserts restrictions on the trigger in the form of conjunctions and adds ϕ to the network structure.

These results are then used in the VerifyPr function, which gives a probabilistic assessment of the presence of a trigger.

e) *The Affine Compute Function*

Takes as input values from the previous layer, performs standard affine transformations — multiplying by weights and adding a bias vector, and at the output produces an interval within which all possible values supplied to the input of the ReLU function lie (Fig. 9).

```

Algorithm 3 AffineCompute(constraints, w, bias)
1: let  $l_j \leftarrow bias$ ;
2: let  $u_j \leftarrow bias$ ;
3: for  $i \leftarrow 0, \dots, len(constraints)$  do
4:    $l_j \leftarrow l_j + w[i] * constraints[i][0]$ ;
5:    $u_j \leftarrow u_j + w[i] * constraints[i][1]$ ;
6: end for
7: return  $[l_j, u_j]$ ;
    
```

Fig. 9: Pseudocode for the AffineCompute function

f) *SPRT (Sequential Probability Ratio Test) or Wald Criterion*

Designations:

θ is the probability of a trigger appearing, common to all K pictures: for a given neural network N , trigger S , target label t_s , it is postulated that S has a

probability of success θ if and only if there is a position (h_p, w_p) such that the probability of occurrence $L(N(I_s)) = argmax_i(y_{output}) = t_s$ for any I in the chosen test set is θ .

No trigger:

$$\forall I \in X \exists s, I_s = I(s): L(N(I_s)) > t_s,$$

where α, β, δ are confidence levels.

Testable hypotheses:

H_0 : The probability of no attack on a set of K randomly selected images is greater than $1 - \theta^K$.

H_1 : The probability of no attack on a set K of randomly selected images is no greater than $1 - \theta^K$.

Next, the researcher sets the values of the parameters α and β , this is the probability of an error of the first and second kind, respectively (Fig. 10).

		Decision	
Truth	accept H_0 , reject H_1	reject H_0 , accept H_1	
	$p \geq \theta: H_0$ true, H_1 false	correct ($>1 - \alpha$)	type I error ($\leq \alpha$)
$p < \theta: H_0$ false, H_1 true	type II error ($\leq \beta$)	correct ($>1 - \beta$)	

Fig.10: Errors of type 1 and 2

Parameter δ is the “gap” between the null and alternative hypothesis. If the value falls in a region where the estimated probability of not having the attack will be greater than $p_0 = (1 - \theta^K) + \delta$, then we accept the null hypothesis, if less than $p_1 = (1 - \theta^K) - \delta$, then we reject the null hypothesis, if between them, then we move on to a new iteration of the algorithm. This is precisely the procedure of sequential analysis, which consists in sequential testing of the indicated inequalities for probabilities, and in this way it differs from simple testing of hypotheses.

The article [1] sets the following parameter values $K = 5, 10, 100, \theta = 0.8, 0.9, 1, \alpha = \beta = \delta = 0.01$.

III. EXPERIMENTAL PART

a) *Scalability Study*

A scalability study showed that for neural networks with about 10,000 parameters, searching for triggers for all 10 labels takes about several minutes. In article [1] and the implementation, a search for triggers for the conv_small_relu neural network was proposed (the architecture is shown in Fig. 11). Such a neural network contains 89,000 parameters. Finding triggers for all 10 tags takes about 10 hours.

Layer (type)	Output Shape	Param #
Conv2d-1	[-1, 16, 13, 13]	272
ReLU-2	[-1, 16, 13, 13]	0
Conv2d-3	[-1, 32, 5, 5]	8,224
ReLU-4	[-1, 32, 5, 5]	0
Flatten-5	[-1, 800]	0
Linear-6	[-1, 100]	80,100
ReLU-7	[-1, 100]	0
Linear-8	[-1, 10]	1,010

 Total params: 89,606
 Trainable params: 89,606
 Non-trainable params: 0

 Input size (MB): 0.00
 Forward/backward pass size (MB): 0.06
 Params size (MB): 0.34
 Estimated Total Size (MB): 0.41

Fig. 11: Neural networkconv_small_relu architecture

Similar architectures with fewer and more parameters were tested. For neural networks with about 105,000 parameters, verification for one target label takes about 20 hours (for 10 labels it takes approximately 200 hours). From this we conclude that the duration of verification increases exponentially with increasing number of parameters.

b) Improved Work Speed

During the analysis of the repository, the bottleneck was identified — the back_substitute function of the utils.py module, which is responsible for the integration of interval arithmetic. Profiling of this program shows that about 70% of the execution time is occupied by this function (Fig. 12). The calculation graph shows similar results (Fig. 13).

Name	Call Count	Time (ms)	Dev Time (ms)
back_substitute	24430640	22239630 (92.9%)	17050946 (71.3%)
<method 'reduce' of 'numpy.ufunc' object>	1590864	8.6%	1590864 (0.6%)
<method 'nonzero' of 'numpy.ndarray' object>	1305071	5.9%	1305071 (0.5%)
f_wrapped	9291004	25.9%	1878936 (0.9%)
find_top_based_arg	778510376	565045 (2.4%)	418277 (0.1%)
<built-in method numpy.core._multiarray>	58857196	4058328 (17.0%)	234355 (0.1%)
roll	47374080	281605 (1.2%)	181411 (0.7%)
<lambda>	1580220125	174897 (0.7%)	174897 (0.7%)
_warpreduction	171162011	1832933 (7.7%)	167765 (0.7%)
sum	171160960	1999585 (8.4%)	140632 (0.6%)
f_wrapped	238679620	251373 (1.1%)	105127 (0.4%)
delete	27040	100982 (0.4%)	100528 (0.4%)
array	143931460	506997 (2.1%)	96540 (0.4%)
apply_poly	13520	11371319 (47.5%)	95587 (0.4%)
<built-in method numpy.array>	143947588	78817 (0.3%)	78817 (0.3%)
<built-in method numpy.zeros>	29865701	70790 (0.3%)	70790 (0.3%)
sum	171160960	2143509 (9.0%)	70448 (0.3%)
<dictcomp>	171162011	62815 (0.3%)	62815 (0.3%)
append	47474080	1042424 (4.4%)	61034 (0.2%)

Fig. 12: Table of execution times of all algorithm functions

To optimize the selected bottleneck, various approaches to code optimization and library replacement were tested, as well as deployment on GPUs using the PyTorch library.

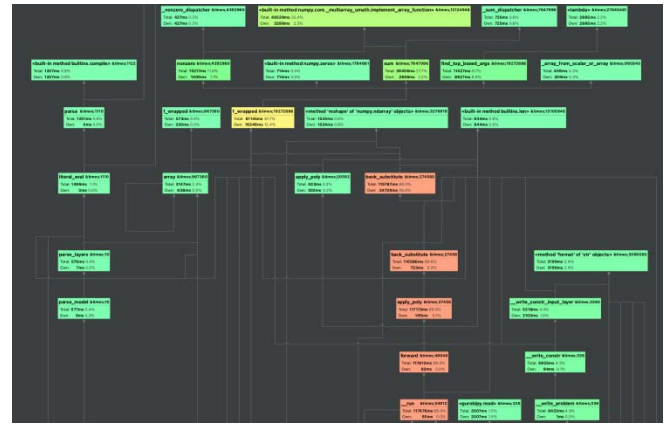


Fig. 13. Calculation graph of all algorithm functions

It was not possible to obtain a significant increase in performance using the GPU, since the method uses a large number of not very complex calculations. As a result, calculations slowed down 10 times. This happened because GPUs are adapted for calculating large matrices, while the CPU copes better with the proposed task. The use of other libraries and code optimization led to a 20 percent improvement in the execution speed of the back_substitute function. The overall running time of the algorithm was also improved by approximately 10% (Fig. 14).

No backdoor					
No false alarm					
No stamp					
Running time = 496m 6s					
4363399642 function calls (4172082925 primitive calls) in 29766.186 seconds					
Ordered by: internal time					
nccalls	tottime	percall	cumtime	percall	filename:lineno(function)
24430640	24456.822	0.001	28484.934	0.001	utils.py:147(back_substitute)
No backdoor					
No false alarm					
No stamp					
Running time = 534m 51s					
8737689942 function calls (8591859206 primitive calls) in 32091.220 seconds					
Ordered by: internal time					
nccalls	tottime	percall	cumtime	percall	filename:lineno(function)
24430640	23547.410	0.001	29343.768	0.001	utils.py:147(back_substitute)

Fig. 14: Comparison of algorithm running time before and after optimization improvements

Parallelization of the selected problem is impossible, since the newly calculated data must again be fed into the input. Nevertheless, you can try to parallelize the search for a trigger in different places, but this issue is subject to deeper study.

IV. PRACTICAL IMPLEMENTATION

a) Software and Hardware

The main part of the described experiments was carried out on a computer complex using a central processor and having the following characteristics:

Table I: Hardware

CPU	Apple M1 Max processor
RAM	32 GB

Experiments on the GPU were carried out using a computing cluster with the characteristics indicated in Table II.

Table II: Hardware, GPU cluster

Video card	NVIDIA RTX A6000
Processor	AMD EPYC 7532 32-Core
RAM	252 GB

Software with the characteristics shown in Table III was used.

Table III: Software

OS (CPU)	MacOS Ventura 13.3.1
OS (GPU)	Ubuntu 20.04.4 LTS
Python	3.10.0
numpy	1.23.5
scipy	1.8.0
autograd	1.4
	9.5.1
torchsummary	1.5.1
nvidia cuda	11.7
pytorch	1.13.1

b) Datasets and Neural Networks

Neural networks trained on the following data sets were used:

- MNIST – a set of single-channel images of 28 × 28 pixels. Images are divided into 10 classes — numbers from 0 to 9 (Fig. 15);
- CIFAR-10 – a set of three-channel images of 32 × 32 pixels. Images are divided into 10 classes — airplane, car, bird, cat, deer, dog, frog, horse, ship, truck (Fig. 16).

In addition to the experiments proposed in the article, other neural networks were trained. They were analyzed using a trigger search algorithm and used to compare the original implementation and the optimized version. Neural networks that showed high accuracy on the test set, as a rule, did not have a trigger. An example of a tested neural network is shown in Fig. 11.




Fig. 15: MNIST DataSet




Fig. 16: CIFAR-10 DataSet

c) Disadvantages of the Current Implementation

Formal verification, as a young field of science, has many difficulties with uniform standards of use. The proposed implementation of the trigger search problem has a number of significant problems that arise for the user who decides to use this algorithm. It was decided to correct the identified deficiencies as part of this work.

1. The proposed implementation works only with neural networks stored in a special format, where all weights and biases are stored in separate txt files, and the architecture itself is written in a separate spec.json file. To read neural networks in this format, a separate json_parser module is used, which extracts the weights of the neural network and prepares them for work. The inability to conduct an experiment on a neural network not described by the authors is a significant drawback;
2. The proposed algorithm works quite slowly even on small neural networks, which is natural, since formal verification very carefully analyzes the entire neural network layer by layer, neuron by neuron. Since when testing more complex neural networks with a large number of parameters, the key limitation is the running time of the algorithm, optimizing it will increase its applicability. Also, the existing implementation does not use parallelization and it was decided to fix this too;
3. The existing implementation is only suitable for testing neural networks trained on the MNIST

dataset, and has not been adapted or tested for the CIFAR-10 dataset;

- Support for only a limited set of layers, such as two-dimensional convolutional and fully connected layers.

In connection with the identified shortcomings, requirements were drawn up for an optimized version of the existing implementation:

- The ability to search for triggers for ANN written in PyTorch;
- Adding parallelization at various levels;
- Adding support for neural networks, trained on the CIFAR-10 data set;
- Adding support for MaxPool1D, MaxPool3D, Conv1D, Conv3D layers.

d) GPU Usage

As part of solving the optimization problem and using parallel computing, using profiling methods, a bottleneck was identified — the back_substitute function of the utils module (Fig. 13). Implementation of this function using the PyTorch library and graphics processing unit (GPU) did not give the expected acceleration.

This happened because the formal verification problem is poorly adaptable to GPU computing. During the calculation, there are quite a few operations that are similar to each other, and most of them depend on the previous step, which makes the use of the GPU ineffective.

It was decided to replace the used autograd library with numpy. Since the numpy library is written in C and Fortran programming languages, it is highly optimized. The autograd library is a “wrapper” of already optimized algorithms, which gives a series of small delays that accumulate and give a significant slowdown with a large number of calls. Replacing the autograd library with the numpy library increased the speed of the back_substitute function by 20 percent, and the speed of the entire algorithm by an average of 10 percent.

The table below shows the running time of the back_substitute function using various libraries. For each library, 10,000 calculations were carried out and the average value was calculated:

Table IV: Running time of the back_substitute function for different libraries

Library	Back_substitute running time (s)
autograd	0.00023
PyTorch (GPU)	0.00225
numpy	0.00018

e) Using Parallel Computing

During the study of the existing implementation of the trigger search algorithm, places were identified that could be optimized using parallelization; the pseudocode is presented in Fig. 17.

```

Algorithm 2: verifyX(N, X, (cs, hs, ws), ts) #pragma parallel
1 let hasUnknown ← false;
2 foreach trigger position (hp, wp) do #pragma parallel
3   let φ ← φpre;
4   foreach image I ∈ X do
5     let φI ← attackCondition(N, I, φpre, (cs, hs, ws), (hp, wp), ts);
6     if φI is UNSAT then
7       φ ← false;
8       break;
9     else
10      φ ← φ ∧ φI;
11  if solving φ results in SAT or UNKNOWN then
12    if opTrigger(N, X, φ, (cs, hs, ws), (hp, wp), ts) returns a trigger then
13      return UNSAFE;
14    else
15      hasUnknown ← true;
16 return hasUnknown ? UNKNOWN : SAFE;
    
```

Fig. 17: Pseudocode of the VerifyX function indicating places of parallelization

It was decided to test parallelization in two selected areas: at the stage of selecting a target label and at the stage of enumerating trigger locations. This is possible thanks to the following process. For each trigger location, a chain of conjunctions of admissible intervals of all neurons in the neural network is calculated. Since the sequence of conjunctions does not change its meaning depending on the location of the conjunction in the chain, the result when applying parallelization remains unchanged. The proposed parallelization in both cases was implemented using the standard multiprocessing library and in total gave a significant increase in speed in various experiments. On average, on the tested neural networks, an acceleration of 4 times was obtained relative to the original implementation. The results of the experiments are shown in Table V. The first half shows the results for fully connected neural networks, and the second half for convolutional ones.

Other optimizations implemented according to the formulated requirements are listed below:

- As part of the work, a sequence of actions was implemented to convert any neural network written in PyTorch into a specialized format used by the trigger search algorithm. This pipeline has been tested for all possible types of layers and architectures, including those that were not studied in the original article;
- To support layers of new types, the corresponding classes were implemented with processing built according to the DeepPoly formal verification method;

3. To support the CIFAR-10 data set, the images in it were normalized from 0 to 1 and converted into the appropriate specialized format. The existing implementation was adapted to use a $3 \times 3 \times 3$ trigger, and support for multi-channel triggers was added wherever this was lacking.

Table V: Algorithm running time before and after optimization

Neural network	Number of parameters	Original time	Optimized time
mnist_model_0	79 510	1 223 s	341 s
mnist_model_1	159 010	2 352 s	659 s
mnist_model_2	199 310	6 873 s	1 704 s
mnist_model_3	119 810	5 394 s	1 328 s
mnist_conv_small	89 606	22 452 s	4 548 s
mnist_model_5	159 387	258 854 s	74 855 s
mnist_conv_maxpool	34 622	17 880 s	3 632 s
cifar_conv_relu	62 006	—	197 426 s

f) *Assessing the complexity of the trigger search algorithm in neural networks of various architectures*

The time it takes to search for a trigger in a neural network depends on its architecture. The complexity of testing a neural network can be determined both empirically and theoretically. It will correlate with the number of parameters and depend on: the number of layers in the neural network, the size of these layers, the type of these layers. Empirically, it was found that fully connected layers are faster to check than convolutional layers. The verification time depends to a greater extent on the number of layers and to a lesser extent on their size.

The number of parameters for verifying fully connected layers can be expressed as $O(m * n)$, where m and n are the number of inputs and outputs of the layer. The number of parameters for verifying 2D layers can be expressed as $O(c * h * w)$ for Conv2D and $O(c * h^2 * w^2)$ for MaxPool2D, where c, h and w are the number of channels, the height and width of the kernel. Thus, it is easy to see that the more parameters the 2D

layers have, the longer the neural network will take to verify.

Table VI: Estimation of the complexity of searching for a trigger for different types of layers

Layer type	Complexity
Linear	$O(m * n)$
Conv2D	$O(c * h * w)$
MaxPool2D	$O(c * h^2 * w^2)$

V. CONCLUSION

Formal verification algorithms are generally applicable to checking neural networks for the absence of attacks. Using the DeepPoly algorithm, you can not only check for the presence of a trigger in an image, but also generate triggers. Verification problems arise on networks containing Sigmoid and Tanh activation functions.

Probabilistic models provide a numerical assessment of testing the operation of neural networks; they can be combined with formal verification algorithms. As a continuation of the work, you can try to use other verification algorithms for these experiments, based on the analysis by zonotopes [5] of the Sigmoid and Tanh activation functions.

REFERENCES RÉFÉRENCES REFERENCIAS

1. Pham Long H., Sun Jun. Verifying neural networks against backdoor attacks // Springer International Publishing.— 2022.— URL: <https://link.springer.com/content/pdf/10.1007/978-3-031-13185-1.pdf>.
2. Deng Li. The mnist database of handwritten digit images for machine learning research // IEEE Signal Processing Magazine. — 2012. — Vol. Volume: 29, Issue: 6. — URL: <https://ieeexplore.ieee.org/document/6296535>.
3. An abstract domain for certifying neural networks/ Gagandeep Singh, Timon Gehr, Markus Püschel, Martin Vechev//Proc. ACM Program. Lang. — 2019. — jan. — Vol. 3, no. POPL. — 30 p. — URL: <https://doi.org/10.1145/3290354>.
4. Wald A. Sequential tests of statistical hypotheses// The Annals of Mathematical Statistics. — 1945. — Vol. Vol. 16, No. 2. — URL: <https://www.jstor.org/>.
5. Ekaterina Stroevea Aleksey Tonkikh. Methods for formal verification of artificial neural networks: A review of existing approaches//International Journal of Open Information Technologies. — 2022. — Vol. Vol 10, No 10. — URL: <http://injoit.org/index.php/j1/article/view/1417>.

GLOBAL JOURNALS GUIDELINES HANDBOOK 2026

WWW.GLOBALJOURNALS.ORG

MEMBERSHIPS

FELLOWS/ASSOCIATES OF COMPUTER SCIENCE RESEARCH COUNCIL FCSRC/ACSRC MEMBERSHIPS

INTRODUCTION



FCSRC/ACSRC is the most prestigious membership of Global Journals accredited by Open Association of Research Society, U.S.A (OARS). The credentials of Fellow and Associate designations signify that the researcher has gained the knowledge of the fundamental and high-level concepts, and is a subject matter expert, proficient in an expertise course covering the professional code of conduct, and follows recognized standards of practice. The credentials are designated only to the researchers, scientists, and professionals that have been selected by a rigorous process by our Editorial Board and Management Board.

Associates of FCSRC/ACSRC are scientists and researchers from around the world are working on projects/researches that have huge potentials. Members support Global Journals' mission to advance technology for humanity and the profession.

FCSRC

FELLOW OF COMPUTER SCIENCE RESEARCH COUNCIL

FELLOW OF COMPUTER SCIENCE RESEARCH COUNCIL is the most prestigious membership of Global Journals. It is an award and membership granted to individuals that the Open Association of Research Society judges to have made a 'substantial contribution to the improvement of computer science, technology, and electronics engineering.

The primary objective is to recognize the leaders in research and scientific fields of the current era with a global perspective and to create a channel between them and other researchers for better exposure and knowledge sharing. Members are most eminent scientists, engineers, and technologists from all across the world. Fellows are elected for life through a peer review process on the basis of excellence in the respective domain. There is no limit on the number of new nominations made in any year. Each year, the Open Association of Research Society elect up to 12 new Fellow Members.



BENEFITS

TO THE INSTITUTION

GET LETTER OF APPRECIATION

Global Journals sends a letter of appreciation of author to the Dean or CEO of the University or Company of which author is a part, signed by editor in chief or chief author.



EXCLUSIVE NETWORK

GET ACCESS TO A CLOSED NETWORK

A FCSRC member gets access to a closed network of Tier 1 researchers and scientists with direct communication channel through our website. Fellows can reach out to other members or researchers directly. They should also be open to reaching out by other.

Career

Credibility

Exclusive

Reputation



CERTIFICATE

CERTIFICATE, LOR AND LASER-MOMENTO

Fellows receive a printed copy of a certificate signed by our Chief Author that may be used for academic purposes and a personal recommendation letter to the dean of member's university.

Career

Credibility

Exclusive

Reputation



DESIGNATION

GET HONORED TITLE OF MEMBERSHIP

Fellows can use the honored title of membership. The "FCSRC" is an honored title which is accorded to a person's name viz. Dr. John E. Hall, Ph.D., FCSRC or William Walldroff, M.S., FCSRC.

Career

Credibility

Exclusive

Reputation

RECOGNITION ON THE PLATFORM


BETTER VISIBILITY AND CITATION

All the Fellow members of FCSRC get a badge of "Leading Member of Global Journals" on the Research Community that distinguishes them from others. Additionally, the profile is also partially maintained by our team for better visibility and citation. All fellows get a dedicated page on the website with their biography.

Career

Credibility

Reputation



FUTURE WORK

GET DISCOUNTS ON THE FUTURE PUBLICATIONS

Fellows receive discounts on future publications with Global Journals up to 60%. Through our recommendation programs, members also receive discounts on publications made with OARS affiliated organizations.

Career Financial



GJ ACCOUNT

UNLIMITED FORWARD OF EMAILS

Fellows get secure and fast GJ work emails with unlimited forward of emails that they may use them as their primary email. For example, john [AT] globaljournals [DOT] org.

Career Credibility Reputation



PREMIUM TOOLS

ACCESS TO ALL THE PREMIUM TOOLS

To take future researches to the zenith, fellows receive access to all the premium tools that Global Journals have to offer along with the partnership with some of the best marketing leading tools out there.

Financial

CONFERENCES & EVENTS

ORGANIZE SEMINAR/CONFERENCE

Fellows are authorized to organize symposium/seminar/conference on behalf of Global Journal Incorporation (USA). They can also participate in the same organized by another institution as representative of Global Journal. In both the cases, it is mandatory for him to discuss with us and obtain our consent. Additionally, they get free research conferences (and others) alerts.

Career Credibility Financial

EARLY INVITATIONS

EARLY INVITATIONS TO ALL THE SYMPOSIUMS, SEMINARS, CONFERENCES

All fellows receive the early invitations to all the symposiums, seminars, conferences and webinars hosted by Global Journals in their subject.

Exclusive





PUBLISHING ARTICLES & BOOKS

EARN 60% OF SALES PROCEEDS

Fellows can publish articles (limited) without any fees. Also, they can earn up to 70% of sales proceeds from the sale of reference/review books/literature/publishing of research paper. The FCSRC member can decide its price and we can help in making the right decision.

Exclusive

Financial

REVIEWERS

GET A REMUNERATION OF 15% OF AUTHOR FEES

Fellow members are eligible to join as a paid peer reviewer at Global Journals Incorporation (USA) and can get a remuneration of 15% of author fees, taken from the author of a respective paper.

Financial

ACCESS TO EDITORIAL BOARD

BECOME A MEMBER OF THE EDITORIAL BOARD

Fellows may join as a member of the Editorial Board of Global Journals Incorporation (USA) after successful completion of three years as Fellow and as Peer Reviewer. Additionally, Fellows get a chance to nominate other members for Editorial Board.

Career

Credibility

Exclusive

Reputation

AND MUCH MORE

GET ACCESS TO SCIENTIFIC MUSEUMS AND OBSERVATORIES ACROSS THE GLOBE

All members get access to 5 selected scientific museums and observatories across the globe. All researches published with Global Journals will be kept under deep archival facilities across regions for future protections and disaster recovery. They get 10 GB free secure cloud access for storing research files.

ASSOCIATE OF COMPUTER SCIENCE RESEARCH COUNCIL

ASSOCIATE OF COMPUTER SCIENCE RESEARCH COUNCIL is the membership of Global Journals awarded to individuals that the Open Association of Research Society judges to have made a 'substantial contribution to the improvement of computer science, technology, and electronics engineering.

The primary objective is to recognize the leaders in research and scientific fields of the current era with a global perspective and to create a channel between them and other researchers for better exposure and knowledge sharing. Members are most eminent scientists, engineers, and technologists from all across the world. Associate membership can later be promoted to Fellow Membership. Associates are elected for life through a peer review process on the basis of excellence in the respective domain. There is no limit on the number of new nominations made in any year. Each year, the Open Association of Research Society elect up to 12 new Associate Members.



BENEFITS

TO THE INSTITUTION

GET LETTER OF APPRECIATION

Global Journals sends a letter of appreciation of author to the Dean or CEO of the University or Company of which author is a part, signed by editor in chief or chief author.



EXCLUSIVE NETWORK

GET ACCESS TO A CLOSED NETWORK

A ACSRC member gets access to a closed network of Tier 2 researchers and scientists with direct communication channel through our website. Associates can reach out to other members or researchers directly. They should also be open to reaching out by other.

Career

Credibility

Exclusive

Reputation



CERTIFICATE

CERTIFICATE, LOR AND LASER-MOMENTO

Associates receive a printed copy of a certificate signed by our Chief Author that may be used for academic purposes and a personal recommendation letter to the dean of member's university.

Career

Credibility

Exclusive

Reputation



DESIGNATION

GET HONORED TITLE OF MEMBERSHIP

Associates can use the honored title of membership. The "ACSRC" is an honored title which is accorded to a person's name viz. Dr. John E. Hall, Ph.D., ACSRC or William Walldroff, M.S., ACSRC.

Career

Credibility

Exclusive

Reputation

RECOGNITION ON THE PLATFORM

BETTER VISIBILITY AND CITATION

All the Associate members of ACSRC get a badge of "Leading Member of Global Journals" on the Research Community that distinguishes them from others. Additionally, the profile is also partially maintained by our team for better visibility and citation.

Career

Credibility

Reputation

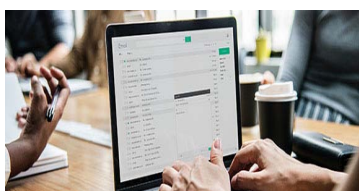
FUTURE WORK

GET DISCOUNTS ON THE FUTURE PUBLICATIONS

Associates receive discounts on future publications with Global Journals up to 30%. Through our recommendation programs, members also receive discounts on publications made with OARS affiliated organizations.

Career

Financial



GJ ACCOUNT

UNLIMITED FORWARD OF EMAILS

Associates get secure and fast GJ work emails with 5GB forward of emails that they may use them as their primary email. For example, john [AT] globaljournals [DOT] org.

Career

Credibility

Reputation



PREMIUM TOOLS

ACCESS TO ALL THE PREMIUM TOOLS

To take future researches to the zenith, associates receive access to all the premium tools that Global Journals have to offer along with the partnership with some of the best marketing leading tools out there.

Financial

CONFERENCES & EVENTS

ORGANIZE SEMINAR/CONFERENCE

Associates are authorized to organize symposium/seminar/conference on behalf of Global Journal Incorporation (USA). They can also participate in the same organized by another institution as representative of Global Journal. In both the cases, it is mandatory for him to discuss with us and obtain our consent. Additionally, they get free research conferences (and others) alerts.

Career

Credibility

Financial

EARLY INVITATIONS

EARLY INVITATIONS TO ALL THE SYMPOSIUMS, SEMINARS, CONFERENCES

All associates receive the early invitations to all the symposiums, seminars, conferences and webinars hosted by Global Journals in their subject.

Exclusive





PUBLISHING ARTICLES & BOOKS

EARN 30-40% OF SALES PROCEEDS

Associates can publish articles (limited) without any fees. Also, they can earn up to 30-40% of sales proceeds from the sale of reference/review books/literature/publishing of research paper.

Exclusive

Financial

REVIEWERS

GET A REMUNERATION OF 15% OF AUTHOR FEES


Associate members are eligible to join as a paid peer reviewer at Global Journals Incorporation (USA) and can get a remuneration of 15% of author fees, taken from the author of a respective paper.

Financial

AND MUCH MORE

GET ACCESS TO SCIENTIFIC MUSEUMS AND OBSERVATORIES ACROSS THE GLOBE

All members get access to 2 selected scientific museums and observatories across the globe. All researches published with Global Journals will be kept under deep archival facilities across regions for future protections and disaster recovery. They get 5 GB free secure cloud access for storing research files.



ASSOCIATE	FELLOW	RESEARCH GROUP	BASIC
<p>\$4800 lifetime designation</p> <hr/> <p>Certificate, LoR and Momento 2 discounted publishing/year Gradation of Research 10 research contacts/day 1 GB Cloud Storage GJ Community Access</p>	<p>\$6800 lifetime designation</p> <hr/> <p>Certificate, LoR and Momento Unlimited discounted publishing/year Gradation of Research Unlimited research contacts/day 5 GB Cloud Storage Online Presense Assistance GJ Community Access</p>	<p>\$12500.00 organizational</p> <hr/> <p>Certificates, LoRs and Momentos Unlimited free publishing/year Gradation of Research Unlimited research contacts/day Unlimited Cloud Storage Online Presense Assistance GJ Community Access</p>	<p>APC per article</p> <hr/> <p>GJ Community Access</p>



PREFERRED AUTHOR GUIDELINES

We accept the manuscript submissions in any standard (generic) format.

We typeset manuscripts using advanced typesetting tools like Adobe In Design, CorelDraw, TeXnicCenter, and TeXStudio. We usually recommend authors submit their research using any standard format they are comfortable with, and let Global Journals do the rest.

Alternatively, you can download our basic template from <https://globaljournals.org/Template.zip>

Authors should submit their complete paper/article, including text illustrations, graphics, conclusions, artwork, and tables. Authors who are not able to submit manuscript using the form above can email the manuscript department at submit@globaljournals.org or get in touch with chiefeditor@globaljournals.org if they wish to send the abstract before submission.

BEFORE AND DURING SUBMISSION

Authors must ensure the information provided during the submission of a paper is authentic. Please go through the following checklist before submitting:

1. Authors must go through the complete author guideline and understand and *agree to Global Journals' ethics and code of conduct*, along with author responsibilities.
2. Authors must accept the privacy policy, terms, and conditions of Global Journals.
3. Ensure corresponding author's email address and postal address are accurate and reachable.
4. Manuscript to be submitted must include keywords, an abstract, a paper title, co-author(s) names and details (email address, name, phone number, and institution), figures and illustrations in vector format including appropriate captions, tables, including titles and footnotes, a conclusion, results, acknowledgments and references.
5. Authors should submit paper in a ZIP archive if any supplementary files are required along with the paper.
6. Proper permissions must be acquired for the use of any copyrighted material.
7. Manuscript submitted *must not have been submitted or published elsewhere* and all authors must be aware of the submission.

Declaration of Conflicts of Interest

It is required for authors to declare all financial, institutional, and personal relationships with other individuals and organizations that could influence (bias) their research.

POLICY ON PLAGIARISM

Plagiarism is not acceptable in Global Journals submissions at all.

Plagiarized content will not be considered for publication. We reserve the right to inform authors' institutions about plagiarism detected either before or after publication. If plagiarism is identified, we will follow COPE guidelines:

Authors are solely responsible for all the plagiarism that is found. The author must not fabricate, falsify or plagiarize existing research data. The following, if copied, will be considered plagiarism:

- Words (language)
- Ideas
- Findings
- Writings
- Diagrams
- Graphs
- Illustrations
- Lectures



- Printed material
- Graphic representations
- Computer programs
- Electronic material
- Any other original work

AUTHORSHIP POLICIES

Global Journals follows the definition of authorship set up by the Open Association of Research Society, USA. According to its guidelines, authorship criteria must be based on:

1. Substantial contributions to the conception and acquisition of data, analysis, and interpretation of findings.
2. Drafting the paper and revising it critically regarding important academic content.
3. Final approval of the version of the paper to be published.

Changes in Authorship

The corresponding author should mention the name and complete details of all co-authors during submission and in manuscript. We support addition, rearrangement, manipulation, and deletions in authors list till the early view publication of the journal. We expect that corresponding author will notify all co-authors of submission. We follow COPE guidelines for changes in authorship.

Copyright

During submission of the manuscript, the author is confirming an exclusive license agreement with Global Journals which gives Global Journals the authority to reproduce, reuse, and republish authors' research. We also believe in flexible copyright terms where copyright may remain with authors/employers/institutions as well. Contact your editor after acceptance to choose your copyright policy. You may follow this form for copyright transfers.

Appealing Decisions

Unless specified in the notification, the Editorial Board's decision on publication of the paper is final and cannot be appealed before making the major change in the manuscript.

Acknowledgments

Contributors to the research other than authors credited should be mentioned in Acknowledgments. The source of funding for the research can be included. Suppliers of resources may be mentioned along with their addresses.

Declaration of funding sources

Global Journals is in partnership with various universities, laboratories, and other institutions worldwide in the research domain. Authors are requested to disclose their source of funding during every stage of their research, such as making analysis, performing laboratory operations, computing data, and using institutional resources, from writing an article to its submission. This will also help authors to get reimbursements by requesting an open access publication letter from Global Journals and submitting to the respective funding source.

PREPARING YOUR MANUSCRIPT

Authors can submit papers and articles in an acceptable file format: MS Word (doc, docx), LaTeX (.tex, .zip or .rar including all of your files), Adobe PDF (.pdf), rich text format (.rtf), simple text document (.txt), Open Document Text (.odt), and Apple Pages (.pages). Our professional layout editors will format the entire paper according to our official guidelines. This is one of the highlights of publishing with Global Journals—authors should not be concerned about the formatting of their paper. Global Journals accepts articles and manuscripts in every major language, be it Spanish, Chinese, Japanese, Portuguese, Russian, French, German, Dutch, Italian, Greek, or any other national language, but the title, subtitle, and abstract should be in English. This will facilitate indexing and the pre-peer review process.

The following is the official style and template developed for publication of a research paper. Authors are not required to follow this style during the submission of the paper. It is just for reference purposes.



Manuscript Style Instruction (Optional)

- Microsoft Word Document Setting Instructions.
- Font type of all text should be Swis721 Lt BT.
- Page size: 8.27" x 11", left margin: 0.65, right margin: 0.65, bottom margin: 0.75.
- Paper title should be in one column of font size 24.
- Author name in font size of 11 in one column.
- Abstract: font size 9 with the word "Abstract" in bold italics.
- Main text: font size 10 with two justified columns.
- Two columns with equal column width of 3.38 and spacing of 0.2.
- First character must be three lines drop-capped.
- The paragraph before spacing of 1 pt and after of 0 pt.
- Line spacing of 1 pt.
- Large images must be in one column.
- The names of first main headings (Heading 1) must be in Roman font, capital letters, and font size of 10.
- The names of second main headings (Heading 2) must not include numbers and must be in italics with a font size of 10.

Structure and Format of Manuscript

The recommended size of an original research paper is under 15,000 words and review papers under 7,000 words. Research articles should be less than 10,000 words. Research papers are usually longer than review papers. Review papers are reports of significant research (typically less than 7,000 words, including tables, figures, and references)

A research paper must include:

- a) A title which should be relevant to the theme of the paper.
- b) A summary, known as an abstract (less than 150 words), containing the major results and conclusions.
- c) Up to 10 keywords that precisely identify the paper's subject, purpose, and focus.
- d) An introduction, giving fundamental background objectives.
- e) Resources and techniques with sufficient complete experimental details (wherever possible by reference) to permit repetition, sources of information must be given, and numerical methods must be specified by reference.
- f) Results which should be presented concisely by well-designed tables and figures.
- g) Suitable statistical data should also be given.
- h) All data must have been gathered with attention to numerical detail in the planning stage.

Design has been recognized to be essential to experiments for a considerable time, and the editor has decided that any paper that appears not to have adequate numerical treatments of the data will be returned unrefereed.

- i) Discussion should cover implications and consequences and not just recapitulate the results; conclusions should also be summarized.
- j) There should be brief acknowledgments.
- k) There ought to be references in the conventional format. Global Journals recommends APA format.

Authors should carefully consider the preparation of papers to ensure that they communicate effectively. Papers are much more likely to be accepted if they are carefully designed and laid out, contain few or no errors, are summarizing, and follow instructions. They will also be published with much fewer delays than those that require much technical and editorial correction.

The Editorial Board reserves the right to make literary corrections and suggestions to improve brevity.



FORMAT STRUCTURE

It is necessary that authors take care in submitting a manuscript that is written in simple language and adheres to published guidelines.

All manuscripts submitted to Global Journals should include:

Title

The title page must carry an informative title that reflects the content, a running title (less than 45 characters together with spaces), names of the authors and co-authors, and the place(s) where the work was carried out.

Author details

The full postal address of any related author(s) must be specified.

Abstract

The abstract is the foundation of the research paper. It should be clear and concise and must contain the objective of the paper and inferences drawn. It is advised to not include big mathematical equations or complicated jargon.

Many researchers searching for information online will use search engines such as Google, Yahoo or others. By optimizing your paper for search engines, you will amplify the chance of someone finding it. In turn, this will make it more likely to be viewed and cited in further works. Global Journals has compiled these guidelines to facilitate you to maximize the web-friendliness of the most public part of your paper.

Keywords

A major lynchpin of research work for the writing of research papers is the keyword search, which one will employ to find both library and internet resources. Up to eleven keywords or very brief phrases have to be given to help data retrieval, mining, and indexing.

One must be persistent and creative in using keywords. An effective keyword search requires a strategy: planning of a list of possible keywords and phrases to try.

Choice of the main keywords is the first tool of writing a research paper. Research paper writing is an art. Keyword search should be as strategic as possible.

One should start brainstorming lists of potential keywords before even beginning searching. Think about the most important concepts related to research work. Ask, "What words would a source have to include to be truly valuable in a research paper?" Then consider synonyms for the important words.

It may take the discovery of only one important paper to steer in the right keyword direction because, in most databases, the keywords under which a research paper is abstracted are listed with the paper.

Numerical Methods

Numerical methods used should be transparent and, where appropriate, supported by references.

Abbreviations

Authors must list all the abbreviations used in the paper at the end of the paper or in a separate table before using them.

Formulas and equations

Authors are advised to submit any mathematical equation using either MathJax, KaTeX, or LaTeX, or in a very high-quality image.

Tables, Figures, and Figure Legends

Tables: Tables should be cautiously designed, uncrowned, and include only essential data. Each must have an Arabic number, e.g., Table 4, a self-explanatory caption, and be on a separate sheet. Authors must submit tables in an editable format and not as images. References to these tables (if any) must be mentioned accurately.



Figures

Figures are supposed to be submitted as separate files. Always include a citation in the text for each figure using Arabic numbers, e.g., Fig. 4. Artwork must be submitted online in vector electronic form or by emailing it.

PREPARATION OF ELETRONIC FIGURES FOR PUBLICATION

Although low-quality images are sufficient for review purposes, print publication requires high-quality images to prevent the final product being blurred or fuzzy. Submit (possibly by e-mail) EPS (line art) or TIFF (halftone/ photographs) files only. MS PowerPoint and Word Graphics are unsuitable for printed pictures. Avoid using pixel-oriented software. Scans (TIFF only) should have a resolution of at least 350 dpi (halftone) or 700 to 1100 dpi (line drawings). Please give the data for figures in black and white or submit a Color Work Agreement form. EPS files must be saved with fonts embedded (and with a TIFF preview, if possible).

For scanned images, the scanning resolution at final image size ought to be as follows to ensure good reproduction: line art: >650 dpi; halftones (including gel photographs): >350 dpi; figures containing both halftone and line images: >650 dpi.

Color charges: Authors are advised to pay the full cost for the reproduction of their color artwork. Hence, please note that if there is color artwork in your manuscript when it is accepted for publication, we would require you to complete and return a Color Work Agreement form before your paper can be published. Also, you can email your editor to remove the color fee after acceptance of the paper.

TIPS FOR WRITING A GOOD QUALITY COMPUTER SCIENCE RESEARCH PAPER

Techniques for writing a good quality computer science research paper:

1. Choosing the topic: In most cases, the topic is selected by the interests of the author, but it can also be suggested by the guides. You can have several topics, and then judge which you are most comfortable with. This may be done by asking several questions of yourself, like "Will I be able to carry out a search in this area? Will I find all necessary resources to accomplish the search? Will I be able to find all information in this field area?" If the answer to this type of question is "yes," then you ought to choose that topic. In most cases, you may have to conduct surveys and visit several places. Also, you might have to do a lot of work to find all the rises and falls of the various data on that subject. Sometimes, detailed information plays a vital role, instead of short information. Evaluators are human: The first thing to remember is that evaluators are also human beings. They are not only meant for rejecting a paper. They are here to evaluate your paper. So present your best aspect.

2. Think like evaluators: If you are in confusion or getting demotivated because your paper may not be accepted by the evaluators, then think, and try to evaluate your paper like an evaluator. Try to understand what an evaluator wants in your research paper, and you will automatically have your answer. Make blueprints of paper: The outline is the plan or framework that will help you to arrange your thoughts. It will make your paper logical. But remember that all points of your outline must be related to the topic you have chosen.

3. Ask your guides: If you are having any difficulty with your research, then do not hesitate to share your difficulty with your guide (if you have one). They will surely help you out and resolve your doubts. If you can't clarify what exactly you require for your work, then ask your supervisor to help you with an alternative. He or she might also provide you with a list of essential readings.

4. Use of computer is recommended: As you are doing research in the field of computer science then this point is quite obvious. Use right software: Always use good quality software packages. If you are not capable of judging good software, then you can lose the quality of your paper unknowingly. There are various programs available to help you which you can get through the internet.

5. Use the internet for help: An excellent start for your paper is using Google. It is a wondrous search engine, where you can have your doubts resolved. You may also read some answers for the frequent question of how to write your research paper or find a model research paper. You can download books from the internet. If you have all the required books, place importance on reading, selecting, and analyzing the specified information. Then sketch out your research paper. Use big pictures: You may use encyclopedias like Wikipedia to get pictures with the best resolution. At Global Journals, you should strictly follow here.



6. Bookmarks are useful: When you read any book or magazine, you generally use bookmarks, right? It is a good habit which helps to not lose your continuity. You should always use bookmarks while searching on the internet also, which will make your search easier.

7. Revise what you wrote: When you write anything, always read it, summarize it, and then finalize it.

8. Make every effort: Make every effort to mention what you are going to write in your paper. That means always have a good start. Try to mention everything in the introduction—what is the need for a particular research paper. Polish your work with good writing skills and always give an evaluator what he wants. Make backups: When you are going to do any important thing like making a research paper, you should always have backup copies of it either on your computer or on paper. This protects you from losing any portion of your important data.

9. Produce good diagrams of your own: Always try to include good charts or diagrams in your paper to improve quality. Using several unnecessary diagrams will degrade the quality of your paper by creating a hodgepodge. So always try to include diagrams which were made by you to improve the readability of your paper. Use of direct quotes: When you do research relevant to literature, history, or current affairs, then use of quotes becomes essential, but if the study is relevant to science, use of quotes is not preferable.

10. Use proper verb tense: Use proper verb tenses in your paper. Use past tense to present those events that have happened. Use present tense to indicate events that are going on. Use future tense to indicate events that will happen in the future. Use of wrong tenses will confuse the evaluator. Avoid sentences that are incomplete.

11. Pick a good study spot: Always try to pick a spot for your research which is quiet. Not every spot is good for studying.

12. Know what you know: Always try to know what you know by making objectives, otherwise you will be confused and unable to achieve your target.

13. Use good grammar: Always use good grammar and words that will have a positive impact on the evaluator; use of good vocabulary does not mean using tough words which the evaluator has to find in a dictionary. Do not fragment sentences. Eliminate one-word sentences. Do not ever use a big word when a smaller one would suffice.

Verbs have to be in agreement with their subjects. In a research paper, do not start sentences with conjunctions or finish them with prepositions. When writing formally, it is advisable to never split an infinitive because someone will (wrongly) complain. Avoid clichés like a disease. Always shun irritating alliteration. Use language which is simple and straightforward. Put together a neat summary.

14. Arrangement of information: Each section of the main body should start with an opening sentence, and there should be a changeover at the end of the section. Give only valid and powerful arguments for your topic. You may also maintain your arguments with records.

15. Never start at the last minute: Always allow enough time for research work. Leaving everything to the last minute will degrade your paper and spoil your work.

16. Multitasking in research is not good: Doing several things at the same time is a bad habit in the case of research activity. Research is an area where everything has a particular time slot. Divide your research work into parts, and do a particular part in a particular time slot.

17. Never copy others' work: Never copy others' work and give it your name because if the evaluator has seen it anywhere, you will be in trouble. Take proper rest and food: No matter how many hours you spend on your research activity, if you are not taking care of your health, then all your efforts will have been in vain. For quality research, take proper rest and food.

18. Go to seminars: Attend seminars if the topic is relevant to your research area. Utilize all your resources.

19. Refresh your mind after intervals: Try to give your mind a rest by listening to soft music or sleeping in intervals. This will also improve your memory. Acquire colleagues: Always try to acquire colleagues. No matter how sharp you are, if you acquire colleagues, they can give you ideas which will be helpful to your research.



20. Think technically: Always think technically. If anything happens, search for its reasons, benefits, and demerits. Think and then print: When you go to print your paper, check that tables are not split, headings are not detached from their descriptions, and page sequence is maintained.

21. Adding unnecessary information: Do not add unnecessary information like "I have used MS Excel to draw graphs." Irrelevant and inappropriate material is superfluous. Foreign terminology and phrases are not apropos. One should never take a broad view. Analogy is like feathers on a snake. Use words properly, regardless of how others use them. Remove quotations. Puns are for kids, not grunt readers. Never oversimplify: When adding material to your research paper, never go for oversimplification; this will definitely irritate the evaluator. Be specific. Never use rhythmic redundancies. Contractions shouldn't be used in a research paper. Comparisons are as terrible as clichés. Give up ampersands, abbreviations, and so on. Remove commas that are not necessary. Parenthetical words should be between brackets or commas. Understatement is always the best way to put forward earth-shaking thoughts. Give a detailed literary review.

22. Report concluded results: Use concluded results. From raw data, filter the results, and then conclude your studies based on measurements and observations taken. An appropriate number of decimal places should be used. Parenthetical remarks are prohibited here. Proofread carefully at the final stage. At the end, give an outline to your arguments. Spot perspectives of further study of the subject. Justify your conclusion at the bottom sufficiently, which will probably include examples.

23. Upon conclusion: Once you have concluded your research, the next most important step is to present your findings. Presentation is extremely important as it is the definite medium through which your research is going to be in print for the rest of the crowd. Care should be taken to categorize your thoughts well and present them in a logical and neat manner. A good quality research paper format is essential because it serves to highlight your research paper and bring to light all necessary aspects of your research.

INFORMAL GUIDELINES OF RESEARCH PAPER WRITING

Key points to remember:

- Submit all work in its final form.
- Write your paper in the form which is presented in the guidelines using the template.
- Please note the criteria peer reviewers will use for grading the final paper.

Final points:

One purpose of organizing a research paper is to let people interpret your efforts selectively. The journal requires the following sections, submitted in the order listed, with each section starting on a new page:

The introduction: This will be compiled from reference matter and reflect the design processes or outline of basis that directed you to make a study. As you carry out the process of study, the method and process section will be constructed like that. The results segment will show related statistics in nearly sequential order and direct reviewers to similar intellectual paths throughout the data that you gathered to carry out your study.

The discussion section:

This will provide understanding of the data and projections as to the implications of the results. The use of good quality references throughout the paper will give the effort trustworthiness by representing an alertness to prior workings.

Writing a research paper is not an easy job, no matter how trouble-free the actual research or concept. Practice, excellent preparation, and controlled record-keeping are the only means to make straightforward progression.

General style:

Specific editorial column necessities for compliance of a manuscript will always take over from directions in these general guidelines.

To make a paper clear: Adhere to recommended page limits.



Mistakes to avoid:

- Insertion of a title at the foot of a page with subsequent text on the next page.
- Separating a table, chart, or figure—confine each to a single page.
- Submitting a manuscript with pages out of sequence.
- In every section of your document, use standard writing style, including articles ("a" and "the").
- Keep paying attention to the topic of the paper.
- Use paragraphs to split each significant point (excluding the abstract).
- Align the primary line of each section.
- Present your points in sound order.
- Use present tense to report well-accepted matters.
- Use past tense to describe specific results.
- Do not use familiar wording; don't address the reviewer directly. Don't use slang or superlatives.
- Avoid use of extra pictures—include only those figures essential to presenting results.

Title page:

Choose a revealing title. It should be short and include the name(s) and address(es) of all authors. It should not have acronyms or abbreviations or exceed two printed lines.

Abstract: This summary should be two hundred words or less. It should clearly and briefly explain the key findings reported in the manuscript and must have precise statistics. It should not have acronyms or abbreviations. It should be logical in itself. Do not cite references at this point.

An abstract is a brief, distinct paragraph summary of finished work or work in development. In a minute or less, a reviewer can be taught the foundation behind the study, common approaches to the problem, relevant results, and significant conclusions or new questions.

Write your summary when your paper is completed because how can you write the summary of anything which is not yet written? Wealth of terminology is very essential in abstract. Use comprehensive sentences, and do not sacrifice readability for brevity; you can maintain it succinctly by phrasing sentences so that they provide more than a lone rationale. The author can at this moment go straight to shortening the outcome. Sum up the study with the subsequent elements in any summary. Try to limit the initial two items to no more than one line each.

Reason for writing the article—theory, overall issue, purpose.

- Fundamental goal.
- To-the-point depiction of the research.
- Consequences, including definite statistics—if the consequences are quantitative in nature, account for this; results of any numerical analysis should be reported. Significant conclusions or questions that emerge from the research.

Approach:

- Single section and succinct.
- An outline of the job done is always written in past tense.
- Concentrate on shortening results—limit background information to a verdict or two.
- Exact spelling, clarity of sentences and phrases, and appropriate reporting of quantities (proper units, important statistics) are just as significant in an abstract as they are anywhere else.

Introduction:

The introduction should "introduce" the manuscript. The reviewer should be presented with sufficient background information to be capable of comprehending and calculating the purpose of your study without having to refer to other works. The basis for the study should be offered. Give the most important references, but avoid making a comprehensive appraisal of the topic. Describe the problem visibly. If the problem is not acknowledged in a logical, reasonable way, the reviewer will give no attention to your results. Speak in common terms about techniques used to explain the problem, if needed, but do not present any particulars about the protocols here.



The following approach can create a valuable beginning:

- Explain the value (significance) of the study.
- Defend the model—why did you employ this particular system or method? What is its compensation? Remark upon its appropriateness from an abstract point of view as well as pointing out sensible reasons for using it.
- Present a justification. State your particular theory(-ies) or aim(s), and describe the logic that led you to choose them.
- Briefly explain the study's tentative purpose and how it meets the declared objectives.

Approach:

Use past tense except for when referring to recognized facts. After all, the manuscript will be submitted after the entire job is done. Sort out your thoughts; manufacture one key point for every section. If you make the four points listed above, you will need at least four paragraphs. Present surrounding information only when it is necessary to support a situation. The reviewer does not desire to read everything you know about a topic. Shape the theory specifically—do not take a broad view.

As always, give awareness to spelling, simplicity, and correctness of sentences and phrases.

Procedures (methods and materials):

This part is supposed to be the easiest to carve if you have good skills. A soundly written procedures segment allows a capable scientist to replicate your results. Present precise information about your supplies. The suppliers and clarity of reagents can be helpful bits of information. Present methods in sequential order, but linked methodologies can be grouped as a segment. Be concise when relating the protocols. Attempt to give the least amount of information that would permit another capable scientist to replicate your outcome, but be cautious that vital information is integrated. The use of subheadings is suggested and ought to be synchronized with the results section.

When a technique is used that has been well-described in another section, mention the specific item describing the way, but draw the basic principle while stating the situation. The purpose is to show all particular resources and broad procedures so that another person may use some or all of the methods in one more study or referee the scientific value of your work. It is not to be a step-by-step report of the whole thing you did, nor is a methods section a set of orders.

Materials:

Materials may be reported in part of a section or else they may be recognized along with your measures.

Methods:

- Report the method and not the particulars of each process that engaged the same methodology.
- Describe the method entirely.
- To be succinct, present methods under headings dedicated to specific dealings or groups of measures.
- Simplify—detail how procedures were completed, not how they were performed on a particular day.
- If well-known procedures were used, account for the procedure by name, possibly with a reference, and that's all.

Approach:

It is embarrassing to use vigorous voice when documenting methods without using first person, which would focus the reviewer's interest on the researcher rather than the job. As a result, when writing up the methods, most authors use third person passive voice.

Use standard style in this and every other part of the paper—avoid familiar lists, and use full sentences.

What to keep away from:

- Resources and methods are not a set of information.
- Skip all descriptive information and surroundings—save it for the argument.
- Leave out information that is immaterial to a third party.



Results:

The principle of a results segment is to present and demonstrate your conclusion. Create this part as entirely objective details of the outcome, and save all understanding for the discussion.

The page length of this segment is set by the sum and types of data to be reported. Use statistics and tables, if suitable, to present consequences most efficiently.

You must clearly differentiate material which would usually be incorporated in a study editorial from any unprocessed data or additional appendix matter that would not be available. In fact, such matters should not be submitted at all except if requested by the instructor.

Content:

- Sum up your conclusions in text and demonstrate them, if suitable, with figures and tables.
- In the manuscript, explain each of your consequences, and point the reader to remarks that are most appropriate.
- Present a background, such as by describing the question that was addressed by creation of an exacting study.
- Explain results of control experiments and give remarks that are not accessible in a prescribed figure or table, if appropriate.
- Examine your data, then prepare the analyzed (transformed) data in the form of a figure (graph), table, or manuscript.

What to stay away from:

- Do not discuss or infer your outcome, report surrounding information, or try to explain anything.
- Do not include raw data or intermediate calculations in a research manuscript.
- Do not present similar data more than once.
- A manuscript should complement any figures or tables, not duplicate information.
- Never confuse figures with tables—there is a difference.

Approach:

As always, use past tense when you submit your results, and put the whole thing in a reasonable order.

Put figures and tables, appropriately numbered, in order at the end of the report.

If you desire, you may place your figures and tables properly within the text of your results section.

Figures and tables:

If you put figures and tables at the end of some details, make certain that they are visibly distinguished from any attached appendix materials, such as raw facts. Whatever the position, each table must be titled, numbered one after the other, and include a heading. All figures and tables must be divided from the text.

Discussion:

The discussion is expected to be the trickiest segment to write. A lot of papers submitted to the journal are discarded based on problems with the discussion. There is no rule for how long an argument should be.

Position your understanding of the outcome visibly to lead the reviewer through your conclusions, and then finish the paper with a summing up of the implications of the study. The purpose here is to offer an understanding of your results and support all of your conclusions, using facts from your research and generally accepted information, if suitable. The implication of results should be fully described.

Infer your data in the conversation in suitable depth. This means that when you clarify an observable fact, you must explain mechanisms that may account for the observation. If your results vary from your prospect, make clear why that may have happened. If your results agree, then explain the theory that the proof supported. It is never suitable to just state that the data approved the prospect, and let it drop at that. Make a decision as to whether each premise is supported or discarded or if you cannot make a conclusion with assurance. Do not just dismiss a study or part of a study as "uncertain."



Research papers are not acknowledged if the work is imperfect. Draw what conclusions you can based upon the results that you have, and take care of the study as a finished work.

- You may propose future guidelines, such as how an experiment might be personalized to accomplish a new idea.
- Give details of all of your remarks as much as possible, focusing on mechanisms.
- Make a decision as to whether the tentative design sufficiently addressed the theory and whether or not it was correctly restricted. Try to present substitute explanations if they are sensible alternatives.
- One piece of research will not counter an overall question, so maintain the large picture in mind. Where do you go next? The best studies unlock new avenues of study. What questions remain?
- Recommendations for detailed papers will offer supplementary suggestions.

Approach:

When you refer to information, differentiate data generated by your own studies from other available information. Present work done by specific persons (including you) in past tense.

Describe generally acknowledged facts and main beliefs in present tense.

THE ADMINISTRATION RULES

Administration Rules to Be Strictly Followed before Submitting Your Research Paper to Global Journals Inc.

Please read the following rules and regulations carefully before submitting your research paper to Global Journals Inc. to avoid rejection.

Segment draft and final research paper: You have to strictly follow the template of a research paper, failing which your paper may get rejected. You are expected to write each part of the paper wholly on your own. The peer reviewers need to identify your own perspective of the concepts in your own terms. Please do not extract straight from any other source, and do not rephrase someone else's analysis. Do not allow anyone else to proofread your manuscript.

Written material: You may discuss this with your guides and key sources. Do not copy anyone else's paper, even if this is only imitation, otherwise it will be rejected on the grounds of plagiarism, which is illegal. Various methods to avoid plagiarism are strictly applied by us to every paper, and, if found guilty, you may be blacklisted, which could affect your career adversely. To guard yourself and others from possible illegal use, please do not permit anyone to use or even read your paper and file.



CRITERION FOR GRADING A RESEARCH PAPER (COMPILATION)
BY GLOBAL JOURNALS INC. (US)

Please note that following table is only a Grading of "Paper Compilation" and not on "Performed/Stated Research" whose grading solely depends on Individual Assigned Peer Reviewer and Editorial Board Member. These can be available only on request and after decision of Paper. This report will be the property of Global Journals Inc. (US).

Topics	Grades		
	A-B	C-D	E-F
<i>Abstract</i>	Clear and concise with appropriate content, Correct format. 200 words or below	Unclear summary and no specific data, Incorrect form Above 200 words	No specific data with ambiguous information Above 250 words
<i>Introduction</i>	Containing all background details with clear goal and appropriate details, flow specification, no grammar and spelling mistake, well organized sentence and paragraph, reference cited	Unclear and confusing data, appropriate format, grammar and spelling errors with unorganized matter	Out of place depth and content, hazy format
<i>Methods and Procedures</i>	Clear and to the point with well arranged paragraph, precision and accuracy of facts and figures, well organized subheads	Difficult to comprehend with embarrassed text, too much explanation but completed	Incorrect and unorganized structure with hazy meaning
<i>Result</i>	Well organized, Clear and specific, Correct units with precision, correct data, well structuring of paragraph, no grammar and spelling mistake	Complete and embarrassed text, difficult to comprehend	Irregular format with wrong facts and figures
<i>Discussion</i>	Well organized, meaningful specification, sound conclusion, logical and concise explanation, highly structured paragraph reference cited	Wordy, unclear conclusion, spurious	Conclusion is not cited, unorganized, difficult to comprehend
<i>References</i>	Complete and correct format, well organized	Beside the point, Incomplete	Wrong format and structuring



INDEX

A

Adapt · 1, 2, 1

C

Centric · 2

E

Exemplified · 2

F

Fusion · 2, 3, 2

L

Lambda · 2
Lengthy · 1

O

Obsolescence · 2

P

Promoter · 3

R

Reveals · 2, 3, 2
Rhodes' · 2

T

Taxonomies · 2, 3, 2



save our planet



Global Journal of Computer Science and Technology

Visit us on the Web at www.GlobalJournals.org | www.ComputerResearch.org
or email us at helpdesk@globaljournals.org



ISSN 9754350